AFFIDAVIT FOR RECORDING OF
AN ENVIRONMENTAL RESTRICTIVE COVENANT

I, the undersigned, being of the age of majority and duly sworn upon my oath, have personal knowledge of the facts stated herein:

- the enclosed copy of the Environmental Restrictive Covenant ("ERC") and its Attachments along with the Covenant were delivered to the Marion County Recorder's Office on March 7, 2012 for the purposes of being officially recorded in the Marion County Recorder's Miscellaneous Book and to be cross-referenced to the Deed Record Number 1995-0079396, which is the recorded deed that concerns the property subject to the land use requirements contained in the ERC;

- the enclosed copy represents the ERC and its Attachments in their entirety as agreed to by the Indiana Department of Environmental Management and the property owner;

- the person signing this affidavit has been authorized by the signator of the ERC to record and deliver it.

Number of Pages Recorded: 144

ERC County Recorder's Book and Page or Instrument Number: **A201200022124**

I swear or affirm under the penalties for perjury that the foregoing representations are true and accurate to the best of my knowledge and belief.

Signature

May 9, 2012
Date

Carol J. Tietz
Print or Type Name

Paralegal, Bose McKinney & Evans LLP
Position

STATE OF INDIANA)
) SS:
COUNTY OF MARION)

Before me, the undersigned, a Notary Public in and for said County and State, personally appeared Carol J. Tietz, who acknowledged the execution of the foregoing instrument for and on behalf of the Owner.

Witness my hand and Notarial Seal this 9th day of May, 2012.

Dannalyn G. Garner, Notary Public

Residing in Marion County, Indianapolis

My Commission Expires: 1/18/2016

1399010

A201200022124

March 07, 2012 12:54 PM
Julie L. Voorhies,
Marion County Recorder

Pages: 144

Fee: $443.50
By: TPP

144

Environmental Restrictive Covenant

THIS COVENANT is made this 2nd day of March, ~~2008~~ 2012, by Pinnacle Properties Management Group, LLC, Midwest Commercial Investments X, LLC and SP Investments H, LLC (together with their successors and assignees, collectively "Owner") concerning the Sherman Park –Parcel H site located at 600 N. Sherman Drive, Indianapolis, Indiana.

WHEREAS: Owner owns certain real estate in the County of Marion, Indiana, which is more particularly described in the attached Exhibit "A" and made a part hereof ("Real Estate"), which Real Estate was acquired by deed on June 9, 1995, and recorded on July 6, 1995, as Deed Record #1995-0079396, in the Office of the Recorder of Marion County, Indiana. Exhibit "A(1)," as well as a site map in Exhibit "B," both attached hereto, depicts the Real Estate, referred to as "Sherman Park – Parcel H," the legal description for which is attached as Exhibit "A(2)."

WHEREAS: A Comfort Letter, dated 10/29/2008 was prepared and issued by the Indiana Department of Environmental Management ("the Department") pursuant to the Indiana Brownfields Program's recommendation at the request of Bose McKinney and Evans LLP on behalf of the Owner to address the redevelopment potential of and Owner's non-liability for the hazardous substance contamination on the Real Estate, a part of the former Sherman Park facility, site number BFD#4071115, a brownfield site impacted by a release of hazardous substances and petroleum (collectively, "Contaminants of Concern").

WHEREAS: The Comfort Letter, as approved by the Department, provides that Contaminants of Concern, specifically chlorinated solvents, metals and petroleum will remain on or beneath the surface of the Real Estate. In addition, the Comfort Letter outlines land use restrictions that must be maintained to ensure the protection of public health, safety and welfare, and the environment. Subsurface soil and groundwater at the Real Estate were sampled for metals, cyanide, volatile organic compounds ("VOCs"), polynuclear aromatic hydrocarbons ("PNAs"), pesticides, and total petroleum hydrocarbons ("TPH"). Sub-slab and indoor air samples were analyzed for VOCs. Metals were detected in subsurface soils and groundwater above residential and industrial default closure levels ("RDCLs") and ("IDCLs") established by IDEM in the January 2006, Risk Integrated System of Closure ("RISC") Technical Guidance (June 2006 Update). Chlorinated solvents were detected in on-Site subsurface soils and groundwater in the three (3) unconsolidated aquifers above RDCLs and IDCLs. TPH was detected in on-Site subsurface soils and groundwater in the upper unconsolidated aquifer above RDCLs and IDCLs. PNAs were detected in on-Site subsurface soils and groundwater in the upper unconsolidated aquifer above RDCLs and IDCLs.

WHEREAS: Sub-slab vapor and indoor air sample results contained hazardous contaminants in excess of action levels outlined in IDEM's Draft Vapor Intrusion Pilot Program Guidance (April 2006) ("IDEM Draft VI Guidance" – Table 3 of Appendix VIII, attached hereto and incorporated by reference as Exhibit "B"). Tetrachloroethene was detected in sub-slab air above the IDEM Draft VI Guidance residential and commercial prompt action levels for thirty and twenty-five year exposures, respectively. Trichloroethene were detected in sub-slab air above the IDEM Draft VI Guidance residential and commercial prompt action levels for a one-year exposure. Benzene was detected in indoor air above the IDEM Draft VI Guidance residential chronic level

for a 30-year exposure. Trichloroethene was detected in indoor air above the IDEM Draft VI Guidance residential sub-chronic action level, residential chronic 30-year exposure action level and above the commercial chronic 25-year exposure action level. 1,3,5-Trimethylbenzene and 1,2,4- trimethylbenzene were detected in indoor air above the IDEM Draft VI Guidance residential chronic 30-year exposure action level and the commercial chronic 25-year exposure action level.

WHEREAS: Those sampling locations where the Contaminants of Concern were detected above RDCLs and/or IDCLs in soil and groundwater on the Real Estate are depicted in site maps included in Exhibit "B," attached hereto. A list of the Contaminants of Concern and the concentration levels/detected parameters are set forth in Table 1, attached hereto. Contaminants of Concern remaining in soils above IDEM RISC RDCLs on the Real Estate are depicted as the "Soils Affected Area" on a site map included in Exhibit "C," attached hereto.

WHEREAS: The following reports were reviewed by the Department in its issuance of the Comfort Letter for the Real Estate and determination of the land use restrictions contained in this Covenant:

- *Subsurface Investigations* dated September 1990
- *Fuel Oil UST Information* dated 1994 to 1995
- *Chemical Data Validation* dated November 21, 1996
- *Remedial Investigation* dated November 26, 1996
- *Underground Storage Tank Closure Report* dated December 13, 1999
- *Beak Technical Memorandum* dated March 9, 2001
- *Comprehensive Investigation Work Plan* dated 2001-2002
- *Soil and Groundwater Summary Tables for Work Plan* dated August 23, 2002
- *Draft of Groundwater Testing* dated May 2, 2004
- *Ozone Pilot Test* dated January 2005
- *Microcosm Study* dated January 28, 2005
- *Groundwater VOC Summary Tables* dated April 8, 2005
- *Letter approving the Remediation Work Plan* dated July 21, 2006
- *Letter about Soil Vapor Intrusion Report* dated December 8, 2006, GE/Steven Meier
- *Sub-Slab Pneumatic Testing* dated January 11, 2007, Geosyntec Consultants
- *Indoor Air Sampling Work Plan* dated March 19, 2007, Geosyntec Consultants
- *VRP Remediation Work Plan* (and previous versions) dated May 16, 2007
- *Report of Indoor Air Sampling* dated June 11, 2007, Geosyntec Consultants
- *Sub-Slab Depressurization Work Plan* dated August 6, 2007, Geosyntec Consultants
- *Phase I Environmental Site Assessment* dated September 28, 2007
- *Phase II Environmental Site Assessment* dated January 22, 2008

These reports and other documents related to Brownfield Site No. 4071115 (the Real Estate) and Voluntary Remediation Program Site No. 6020801 (the former Sherman Park facility) are incorporated herein by reference and may be examined by searching IDEM's Virtual File Cabinet on the Web at http://www.in.gov/idem/4101.htm.

WHEREAS: IDEM has not approved closure of the Real Estate under RISC. However, the land use restrictions contained in this Covenant will ensure that the planned commercial/industrial use of the Real Estate will be protective of human health and the environment.

NOW THEREFORE, Owner, hereby, in consideration for the promises contained herein and other good and valuable consideration imposes restrictions on the Real Estate and covenants and agrees that:

I. GENERAL PROVISIONS

1. Property Conveyance- Continuance of Provisions. Any conveyance of title, easement, or other interest in the Real Estate shall be subject to compliance with restrictions described in paragraph 7, below.

2. Restrictions to Run with the Land. The restrictions and other requirements described in this Covenant shall run with the land and be binding upon, and inure to the benefit of the Owner of the Real Estate and the Owner's successors, assignees, heirs and lessees or their authorized agents, employees, contractors, representatives, agents, lessees, licensees, invitees, guests, or persons acting under their direction or control and shall continue as a servitude running in perpetuity with the Real Estate. No transfer, mortgage, lease, license, easement, or other conveyance of any interest in all or any part of the Real Estate by any person shall limit the restrictions set forth herein. This Covenant is imposed upon the entire Real Estate unless expressly stated as applicable only to a specific portion thereof.

3. Binding upon Future Owners. By taking title to the Real Estate, any subsequent owner agrees to comply with these restrictions and the terms of this Covenant.

4. Access for Department. The Owner shall grant to the Department and its designated representatives the right to enter upon the Real Estate at reasonable times for the purpose of determining whether the land use restrictions described in paragraph 7 are being maintained (and operated as applicable) in a manner that ensures the protection of public health, safety, and welfare and the environment; this includes the right to take samples, monitor compliance with the corrective action plan, and inspect records related to the Comfort Letter and this Covenant.

5. Written Notice of the Presence of Hazardous Substances. Owner agrees to include in any instrument conveying any interest in any portion of the Real Estate, including but not limited to deeds, leases and subleases (excluding mortgages, liens, similar financing interests, and other non-possessory encumbrances) the following notice provision:

NOTICE: THE INTEREST CONVEYED HEREBY IS SUBJECT TO AN ENVIRONMENTAL RESTRICTIVE COVENANT, DATED 3/2 2012, RECORDED IN THE OFFICE OF THE RECORDER OF MARION COUNTY ON March 7th, 2012, INSTRUMENT NUMBER (or other identifying reference) 2012-22124 IN FAVOR OF AND ENFORCEABLE BY THE INDIANA DEPARTMENT OF ENVIRONMENTAL MANAGEMENT.

6. Notice to Department of the Conveyance of Property. Owner agrees to provide notice to the Department no later than thirty (30) days after any conveyance of any ownership interest in the Real Estate (excluding mortgages, liens, similar financing interests, and other non-possessory encumbrances). Owner must provide Department with a certified copy of the instrument conveying any interest in any portion of the Real Estate and, if it has been recorded, its recording reference. Such notice shall also include the name and business address of the transferee.

II. RESTRICTIONS AND OBLIGATIONS

7. The Owner shall:

a) Prohibit any activity at the Real Estate that may interfere with any response activities, long-term monitoring, or measures necessary to assure the effectiveness and integrity of any response action, or component thereof, selected and/or undertaken at the Real Estate.

b) Not use the Real Estate for residential purposes, including, but not limited to, daily care facilities (e.g., daycare centers, schools and senior citizen facilities).

c) Not use the Real Estate for agricultural purposes.

d) Neither engage in nor allow the installation or use of water wells on the Real Estate. There shall be no consumptive, extractive or other use of the groundwater underlying the Real Estate that could cause exposure of humans or animals to the groundwater or disrupt the movement of groundwater underlying the Real Estate, other than for site investigation and/or remediation purposes, without prior Department approval.

e) Remove and properly dispose of, pursuant to state and federal law, any soils that are excavated on the Real Estate. Nothing herein shall limit or conflict with any other legal requirements regarding construction methods and techniques that must be used to minimize risk of exposure while conducting work in contaminated areas.

f) As determined from IDEM's Draft Vapor Intrusion Pilot Program Guidance ("IDEM Draft VI Guidance"), dated April 26, 2008, install and thereafter maintain a vapor intrusion mitigation system (consistent with U.S. EPA Brownfield Technology Primer Vapor Intrusion Considerations for Redevelopment, EPA 542-R-08-001, March 2008) for the purpose of mitigating the Contaminants of Concern in the Building (and any human-occupied building constructed after the date of this Covenant) at the Real Estate until the Department makes a determination regarding acceptable risk in concert with Paragraph No. 9. The Department's determination shall be based upon the 25-year Chronic Commercial Indoor Air Action Levels contained within Table 3 of Appendix VIII of the IDEM Draft VI Guidance. The Department's determination in concert with Paragraph No. 9 shall not be unreasonably withheld. In the event

that the vapor intrusion mitigation system malfunctions or ceases operation, the Department shall afford the Owner a reasonable opportunity to repair or replace the vapor intrusion mitigation system prior to the Department exercising whatever rights it may have under Paragraph No. 8.

g) Notify the Department if there is a change in the land use and/or any zoning changes that affect the commercial/industrial use of the Real Estate.

III. ENFORCEMENT

8. Enforcement. Pursuant to IND. CODE § 13-14-2-6(5), the Department may proceed in court, by appropriate action to enforce this Covenant. Owner agrees that the restrictions are enforceable, and agrees not to challenge the appropriate court's jurisdiction.

IV. TERM, MODIFICATION AND TERMINATION

9. Term. The restrictions shall apply until the Department determines that the Contaminants of Concern no longer present an unacceptable risk to the public health, safety, and welfare, or to the environment.

10. Modification and Termination. This Covenant shall not be amended, modified, or terminated except by written instrument executed between the Department and the owner of the Real Estate at the time of the proposed amendment, modification, or termination. Within ten (10) days of executing an amendment, modification, or termination of the Covenant, such amendment, modification, or termination shall be recorded with the Office of the Recorder of Marion County and within ten (10) days after recording, a true copy of the recorded amendment, modification, or termination shall be presented to the Department.

V. MISCELLANEOUS

11. Waiver. No failure on the part of the Department at any time to require performance by any person of any term of this Covenant shall be taken or held to be a waiver of such term or in any way affect the Department's right to enforce such term, and no waiver on the part of the Department of any term hereof shall be taken or held to be a waiver of any other term hereof or the breach thereof.

12. Conflict of and Compliance with Laws. If any provision of this Covenant is also the subject of any law or regulation established by any federal, state, or local government, the strictest standard or requirement shall apply. Compliance with this Covenant does not relieve the Owner from complying with any other applicable laws.

13. Change in Law or Regulation. In the event that the Risk Integrated System of Closure ("RISC") is adopted by rule in Indiana, or in the event of any other change in applicable law or regulations, this Covenant shall be interpreted so as to ensure the continuing

validity and enforceability of the restrictions listed in paragraph 7, above. In no event shall this Covenant be rendered unenforceable if Indiana's laws, regulations, RISC guidelines, or policies for environmental restrictive covenants or institutional or engineering controls change as to form or content. All statutory references include any successor provisions.

14. Notices. Any notice, demand, request, consent, approval or communication that either party desires or is required to give to the other pursuant to this Covenant shall be in writing and shall either be served personally or sent by first class mail, postage prepaid, addressed as follows:

To Owner:
Peter Dvorak
Pinnacle Properties Management Group, LLC
Midwest Commercial Investments X, LLC
and SP Investments H, LLC
400 W. 7th Street, Suite 200
Bloomington, IN 47404

With Copy To:
Lisa McKinney Goldner
Harry F. Todd
Bose McKinney & Evans LLP
111 Monument Circle, Suite 2700
Indianapolis, Indiana 46204
(317) 684-5000

To Department:
Indiana Brownfields Program
IGCN-Suite 1275
100 North Senate Avenue
Indianapolis, Indiana 46204
ATTN: Tracy Concannon

Any party may change its address or the individual to whose attention a notice is to be sent by giving written notice in compliance with this paragraph.

15. Severability. If any portion of this Covenant or other term set forth herein is determined by a court of competent jurisdiction to be invalid for any reason, the surviving portions of this Covenant shall remain in full force and effect as if such portion found invalid had not been included herein.

16. Liability. An Owner's rights and obligations under this instrument terminate upon transfer of the Owner's interest in the Real Estate, except that liability and defenses related to acts or omissions, if any, occurring prior to transfer shall survive transfer.

17. Authority to Execute and Record. The undersigned persons executing this Covenant on behalf of the Owner represent and certify that they are duly authorized and have been fully empowered to execute, record, and deliver this Covenant.

Owner hereby attests to the accuracy of the statements in this document and all attachments.

IN WITNESS WHEREOF, the said Owner of the Real Estate described above has caused this Environmental Restrictive Covenant to be executed on this 2nd day of March, 2012.

Owner
Member

STATE OF (Florida)
) SS:
COUNTY OF (Collier)

Before me, the undersigned, a Notary Public in and for said County and State, personally appeared Peter Dvorak, the Member of the Owner, _____, who acknowledged the execution of the foregoing instrument for and on behalf of said entity.

Witness my hand and Notarial Seal this 2 day of March, 2012.

MARLENE R. LLOMPART
MY COMMISSION # DD 997376
EXPIRES: June 15, 2014
Bonded Thru Notary Public Underwriters

Marlene R. Llompart
Marlene R. Llompart, Notary Public

Residing in Florida County, Collier.

My Commission Expires: June 15, 2014.

This instrument prepared by:

Lisa McKinney, Counsel
Bose McKinney & Evans LLP
111 Monument Circle, Suite 2700
Indianapolis, IN 46204
Bus: 317-684-5124
Res: 317-407-8699
Lmckinney@boselaw.com

I affirm, under the penalties for perjury, that I have taken reasonable care to redact each Social Security number in this document, unless required by law.

Printed Name of Declarant

1190920v2

EXHIBIT A

Certified Copy of the Warranty Deed

19.00

7

Parcel No. 101-1089356

CORPORATE WARRANTY DEED

THIS INDENTURE WITNESSETH, That Thomson Consumer Electronics, Inc., a Delaware corporation, formerly known as Consumer Electronics Holdings, Inc., a Delaware corporation ("Grantor"), CONVEYS AND WARRANTS to Sherman Park, L.P., an Indiana limited partnership (Grantee"), for the sum of Ten Dollars ($10.00) and other valuable consideration, the receipt and sufficiency of which is hereby acknowledged, the following described real estate in Marion County, State of Indiana (the "Real Estate"):

> See Exhibit "A" attached hereto and incorporated herein by reference for a description of the Real Estate.
>
> Subject to those matters set forth on Exhibit "B" attached hereto and incorporated herein by reference.

Center

The address of such real estate is commonly known as 600 North Sherman Drive, Indianapolis, Indiana 46201.

In consideration of the transfer of the Real Estate from Grantor to Grantee, Grantee agrees on behalf of itself and any successors and assigns that no residential use shall be made or developed upon the Real Estate other than in the area known as Lot H and commonly described as follows:

> Lot 4, 81 feet off the East end of Lot 5, and Lots 6 through 13 inclusive in Molt Heirs' Addition to the City of Indianapolis, as per plat thereof, recorded in Plat Book 12, page 135 in the Office of the Recorder of Marion County, Indiana, except 12 feet off the South end of Lots 6 through 11, conveyed to the City of Indianapolis by deed recorded December 18, 1909, in Town Lot Record 454, Page 367.
>
> Also a strip of ground 15 feet in width North of and adjacent to Lots 12 and 13, being the first alley South of Michigan Street, heretofore vacated.

This covenant shall run with title to the Real Estate and is acknowledged by Grantee to be made for adequate consideration.

The undersigned person executing this Corporate Warranty Deed on behalf of Grantor represents and certifies that he is the duly elected officer of Grantor and has been fully empowered, by proper resolution of the Board of Directors of Grantor, to execute and deliver this Corporate Warranty Deed; that Grantor has full corporate capacity to convey the Real Estate described herein; and that all necessary corporate action for the making of such conveyance has been taken and done.

IN WITNESS WHEREOF, Grantor has executed this Corporate Warranty Deed this 9th day of June, 1995.

Grantor:

THOMSON CONSUMER ELECTRONICS, INC., a Delaware corporation

By: Eric Charoy

Eric Charoy, Chief Financial Officer and Vice President, Finance and Information Systems - Americas

Indiana Gross Income Tax on Sale of Real Estate
Paid by Thomson Consumer Electronics Inc
Grantor
Date Paid 7-5-95
Amount Paid $ 63,000.00
Treasurer's Receipt # 46314
Marion County

07/06/95 09:46AM JOAN N. ROMERIL MARION CTY RECORDER GAM 19.00 PAGES: 7

Inst # 1995-0079396

STATE OF INDIANA)
)SS: **ACKNOWLEDGMENT**
COUNTY OF MARION)

Before me, a Notary Public in and for said County and State, personally appeared Eric Charoy, the Chief Financial Officer and Vice President, Finance and Information Systems - Americas of Thomson Consumer Electronics, Inc., a Delaware corporation, who acknowledged the execution of the foregoing Corporate Warranty Deed for and on behalf of said corporation, and who, having been duly sworn, stated that any representations therein contained are true.

Witness my hand and Notarial Seal this 9th day of June, 1995.

My commission expires: March 13, 1999

Signature Nancy Kay Spotts

Printed NANCY KAY SPOTTS, Notary Public

Resident of Hamilton County, Indiana

This instrument prepared by Mary E. Solada, Attorney at Law. BINGHAM SUMMERS WELSH & SPILMAN, 2700 Market Tower, 10 West Market Street, Indianapolis, Indiana 46204-2982.

Return deed to: Sherman Park, L.P., P.O. Box 3189, Carmel, Indiana 46032
Attn: Clifford T. Rubenstein, Esq.

Send tax bills to: Sherman Park, L.P., P.O. Box 3189, Carmel, Indiana 46032
Attn: Clifford T. Rubenstein, Esq.

JOHN R. VON ARX
MARION COUNTY AUDITOR
06813 JUL -5 95
SUBJECT TO FINAL ACCEPTANCE FOR TRANSFER

163684.03

EXHIBIT A

LEGAL DESCRIPTION:

Parcel A:

Part of the Northeast Quarter of Section 5, Township 15 North, Range 4 East, Marion County, Indiana, more particularly described as follows, to-wit:

Beginning at a point 180 feet West of the East line and 345 feet North of the South line of said Quarter Section, said point being the Northwest corner of East North Street and the first alley West of Sherman Drive, as shown by the plat of Metzger's East Michigan Street Addition to the City of Indianapolis, which plat is recorded in Plat Book 10, page 151, in the Office of the Recorder of Marion County, Indiana; running thence North along the West line of said alley and a straight extension thereof, 668.50 feet to the South line of St. Clair Street; thence West along the South line of said Street, 320 feet to the West line of Kealing Avenue, now vacated; thence North 25 feet to a point; thence West 217.78 feet to a point in the Southeastern line of a tract of land conveyed to William W. Knight by deed recorded in Deed Record 81, page 14, in the Office of the Recorder of Marion County, Indiana; thence along said line of said tract South 75 degrees 36 minutes West 45.10 feet; thence South 79 degrees 12 minutes West 47.20 feet; thence South 78 degrees 21 minutes West 26.90 feet to the South line of St. Clair Street, now vacated; thence continuing South 78 degrees 21 minutes West 23.85 feet; thence South 66 degrees 38 minutes West, 46.50 feet; thence South 63 degrees 41 minutes West 48.10 feet; thence South 52 degrees 57 minutes West 45.30 feet; thence South 70 degrees 52 minutes West 14.30 feet to the Southeastern line of the right-of-way of the Belt Railroad; thence Southwesterly along said right-of-way line to the North line of East North Street; thence East along said North line 1144 feet, more or less, to the place of beginning, being formerly known as Lots 43 to 93, both inclusive, in Metzger's East Michigan Street Addition to the City of Indianapolis, the plat of which is recorded in Plat Book 10, page 151, in the Office of the Recorder of Marion County, Indiana, and Lot 10 to 57, both inclusive, in Sherman Heights Addition to the City of Indianapolis, the plat of which is recorded in Plat Book 17, page 169, in the Office of the Recorder of Marion County, Indiana, all of which Lots have now been vacated, together with the vacated parts of streets and alleys adjoining said Lots.

Parcel B:

Part of the Northeast Quarter of Section 5, Township 15 North, Range 4 East, Marion County, Indiana, more particularly described as follows, to-wit:

Beginning at the Southwest corner of Kealing Avenue and East North Street; running thence West upon and along the South line of East North Street, 823.80 feet to the East line of the first alley West of Kealing Avenue; thence in a Southwesterly direction 129.60 feet to the North line of the first alley South of East North Street; thence East upon and along the North line of said alley 857.50 feet to the West line of Kealing Avenue; thence North upon and along the West line of Kealing Avenue 125 feet to the place of beginning, being formerly known as Lots 100 to 120, both inclusive, in Metzger's East Michigan Street Addition to the City of Indianapolis, the plat of which is recorded in Plat Book 10, page 151, in the Office of the Recorder of Marion County, Indiana, all of which lots have been vacated.

Parcel C:

Part of the Northeast Quarter of Section 5, Township 15 North, Range 4 East, Marion County, Indiana, more particularly described as follows, to-wit:

Beginning at the Northeast corner of East North Street and Tuxedo Street in the City of Indianapolis, running thence North along the East line of Tuxedo Street 548.22 feet to the South line of St. Clair Street; thence East along the South line of said Street 177.50 feet to the middle line of the first alley East of Tuxedo Street, which alley is now vacated; thence South along said middle line of said alley vacated 283.60 feet to the North line of Lot 21 in E. C. McLaughlin's Subdivision, an Addition to the City of Indianapolis, the plat of which is recorded in Plat Book 25, page 163 in the Office of the Recorder of Marion County, Indiana, which lot is now vacated; thence East along the North line of said Lot 200.50 feet to the Northeast corner of said Lot; thence Southwesterly along the Easterly line of said Lot 310 feet to the Southeast corner of said Lot; thence West 223 feet to the place of beginning, being formerly known as Lots 25 and 26 in LaSalle Park Addition to the City of Indianapolis, the plat of which is recorded in Plat Book 16, page 133, in the Office of the Recorder of Marion County, Indiana, including therewith the West Half of the first alley East of Tuxedo Street, now vacated; and Lots 14, 15, 16, 17, 18 and the North

(Continued)

Half of Lot 13 in W. L. Bridges' LaSalle Street Addition to the City of Indianapolis, the plat of which is recorded in Plat Book 17, page 39, in the Office of the Recorder of Marion County, Indiana, including therewith the West Half of the first alley East of Tuxedo Street, now vacated; and Lots 14, 15, 16, 17, 18, 19, 20, and 21 in E. C. McLaughlin's Subdivision, an Addition to the City of Indianapolis, the plat of which is recorded in Plat Book 25, page 163, in the Office of the Recorder of Marion County, Indiana, including therewith the first alley East of Tuxedo Street, now vacated, all of which lots are now vacated.

Also, all of Block 2 in William D. Bates' Maple Grove Addition to the City of Indianapolis, the plat of which is recorded in Plat Book 16, page 120, in the Office of the Recorder of Marion County, Indiana, including therewith a strip of ground 50 feet wide along the North side of said Block 2, heretofore dedicated as part of North Street and now vacated.

Also, a strip of ground 50 feet wide lying West of and adjoinging said Block 2, from the North line of East Michigan Street to the South line of East North Street, being part of Tuxedo Street now vacated.

Also, Lots 1 to 15, both inclusive, the South 30 feet of Lots 16 and 19 and all of Lots 20 to 25, both inclusive, in Bates' Subdivision, an Addition to the City of Indianapolis, the plat of which is recorded in Plat Book 18, page 115, in the Office of the Recorder of Marion County, Indiana; together with a strip of ground 15 feet wide lying North of and adjoining said Lots 1 to 9, being the vacated first alley North of Michigan Street; and together with a strip of ground 15 feet wide running from said last mentioned vacated alley North to the South line of East North Street, being the vacated first alley East of LaSalle Street.

Also, part of the Northeast Quarter of Section 5, Township 15 North, Range 4 East, Marion County, Indiana, more particularly described as follows, to-wit:

Beginning at a point coincidental with the Northeast corner of Bates' Maple Grove Addition, as the plat of said Addition is recorded in Plat Book 16, page 120, in the Office of the Recorder of Marion County, Indiana; running thence South along the East line of said Block 2 of Bates' Maple Grove Addition a distance of 254 feet to a point in the Northwesterly line of the Belt Railroad thence in a Northeasterly direction along said right-of-way line to a point in said right-of-way Line which is 496.60 feet North of the South line of said Quarter Section and due East from the point of beginning; thence West on a line parallel to the South line of said Quarter Section to the place of beginning.

Parcel D:

Lots 2 through 13 inclusive in E. C. McLaughlins Subdivision, an Addition to the City of Indianapolis, the plat of which is recorded in Plat Book 25, page 163, in the Office of the Recorder of Marion County, Indiana.

Parcel E:

Lots 1 and 2 in LaSalle Park Addition to the City of Indianapolis, as per plat thereof recorded in Plat Book 16, page 133, in the Office of the Recorder of Marion County, Indiana.

Parcel F:

Lots 1, 2, and 5 in A. F. Zainey's North LaSalle Street Addition to the City of Indianapolis, the plat of which is recorded in Plat Book 19, page 100 in the Office of the Recorder of Marion County, Indiana.

Parcel G:

Lots 1 through 6 inclusive in W. L. Bridges' LaSalle Street Addition to the City of Indianapolis, the plat of which is recorded in Plat Book 17, page 59, in the Office of the Recorder of Marion County, Indiana.

(Continued)

Parcel H:

Lot 4, 81 feet off the East end of Lot 5, and Lots 6 through 13 inclusive in Molt Heirs' Addition to the City of Indianapolis, as per plat thereof, recorded in Plat Book 12, page 135 in the Office of the Recorder of Marion County, Indiana, except 12 feet off the South end of Lots 6 through 11, conveyed to the City of Indianapolis by deed recorded December 18, 1909, in Town Lot Record 454, page 367.

Also a strip of ground 15 feet in width North of and adjacent to Lots 12 and 13, being the first alley South of Michigan Street, heretofore vacated.

Parcel I: (Intentionally Omitted)

Parcel J:

Lots 1 through 25 inclusive, Lot 28, and the West Half of Lot 26 in Metzger's East Michigan Street Addition to the City of Indianapolis, the plat of which is recorded in Plat Book 10, page 151, in the Office of the Recorder of Marion County, Indiana.

Parcel K:

Block "A" in Vogel's Re-Subdivision, an Addition to the City of Indianapolis, as per plat thereof recorded in Plat Book 25, page 139, in the Office of the Recorder of Marion County, Indiana.

Also the North Half of a street South of and adjoining said Block, being part of St. Clair Street vacated, as set out in proceedings recorded as Instrument #64-22369.

Parcel L:

Lots 9 thru 22 inclusive in Perkins Sherman Drive, an Addition to the City of Indianapolis, the plat of which is recorded in Plat Book 13, page 122 in the Office of the Recorder of Marion County, Indiana.

Parcel M:

Lots 1 through 9 inclusive in Sherman Heights, an Addition to the City of Indianapolis, the plat of which is recorded in Plat Book 17, page 169, in the Office of the Recorder of Marion County, Indiana.

Also, the vacated alley West of and adjacent to said Lots 1 through 9 as set out in vacation proceedings recorded in Deed Record 1669, page 45, in the Office of the Recorder of Marion County, Indiana.

Also, vacated Walnut Street vacated between the West line of Sherman Drive and the East line of the first alley West of Sherman Drive as set out in Deed Record 1669, page 45 in the Office of the Recorder of Marion County, Indiana.

Parcel N:

Lots 29 through 42 inclusive in Metzger's East Michigan Street Addition to the City of Indianapolis, the plat of which is recorded in Plat Book 10, page 151, in the Office of the Recorder of Marion County, Indiana.

Also, the vacated alley West of and adjacent to Lots 36 through 42 as set out in vacation proceedings recorded in Deed Record 1669, page 45, in the Office of the Recorder of Marion County, Indiana.

Parcel O:

Lots 94 through 99 inclusive in Metzger's East Michigan Street Addition to the City of Indianapolis, the plat of which is recorded in Plat Book 10, page 151, in the Office of the Recorder of Marion County, Indiana.

Parcel P:

(Continued)

Part of the Northeast Quarter of Section 5, Township 15 North, Range 4 East in Marion County, Indiana, more particularly described as follows:

Beginning at a point 793 feet East of the East line of LaSalle Street and 283.60 feet South of the South line of St. Clair Street, thence in a Southwesterly direction 310 feet to a point 638 feet East of the East line of LaSalle Street, and 466.60 feet North of the North line of Michigan Street; thence East 34.75 feet more or less to the West line of the right-of-way of the Belt Railroad as now located; thence Northeasterly on a curved line, curving to the right, with a radius of 1901.50 feet along the present right-of-way of the Belt Railroad to a point 804 feet East of the East line of LaSalle Street, and 283.60 feet South of the South line of St. Clair Street, thence West 11 feet to the place of beginning.

Parcel Q:

A 50 foot strip, being North Street vacated between the West line of Kealing Avenue and the East right-of-way line of the Belt Railroad as set out in vacation proceedings recorded in Deed Record 1842, page 161, in the Office of the Recorder of Marion County, Indiana.

Parcel R:

That part of North Street vacated between the West line of Sherman Drive and the West line of Kealing Avenue, also that part of Kealing Avenue between the South line of North Street and the North line of the first alley South of North Street, and also the first alley West of Sherman Drive between the South line of North Street and the North line of the first alley South of North Street, all as set out in vacation proceedings recorded January 26, 1966 as Instrument #66-4620.

EXHIBIT B

1. Taxes due and payable in November of 1995 and thereafter.

2. Easement Agreement granted to maintain encroaching garage upon the terms, covenants and conditions contained therein recorded November 27, 1972 as Instrument #72-71906.

3. Easement for telephone pole and incidental purposes in favor of Indiana Bell Telephone Company recorded November 23, 1965 as Instrument #65-61746 over a 5 foot strip of land across the Southwest corner of subject tract. (Parcel O)

4. Easement for water main and incidental purposes in favor of Indianapolis Water Company recorded April 10, 1961 in Deed Record 1856, Instrument #27758 over a 15 foot strip across the Southwest corner of subject tract. (Parcel Q)

5. Terms, covenants and obligations set out in Agreement between The Indianapolis Union Railway Company and RCA Corporation set out in Instrument recorded May 21, 1970 as Instrument #70-20732.

6. Terms, covenants, conditions, obligations and restrictions of license agreement recorded January 14, 1941 in Town Lot Record 1052, as Instrument #1912.

7. Any special tax which may be assessed in the future in the event the pending reassessment appeal with respect to that part of the premises taxes under Parcel No. 1089356 is denied.

8. Rights of tenants under written leases.

9. Any matters disclosed by the survey of the Real Estate prepared by MSE Engineering as Job No. 121-2430.

EXHIBIT A(1)

Site Map Showing Property Boundary

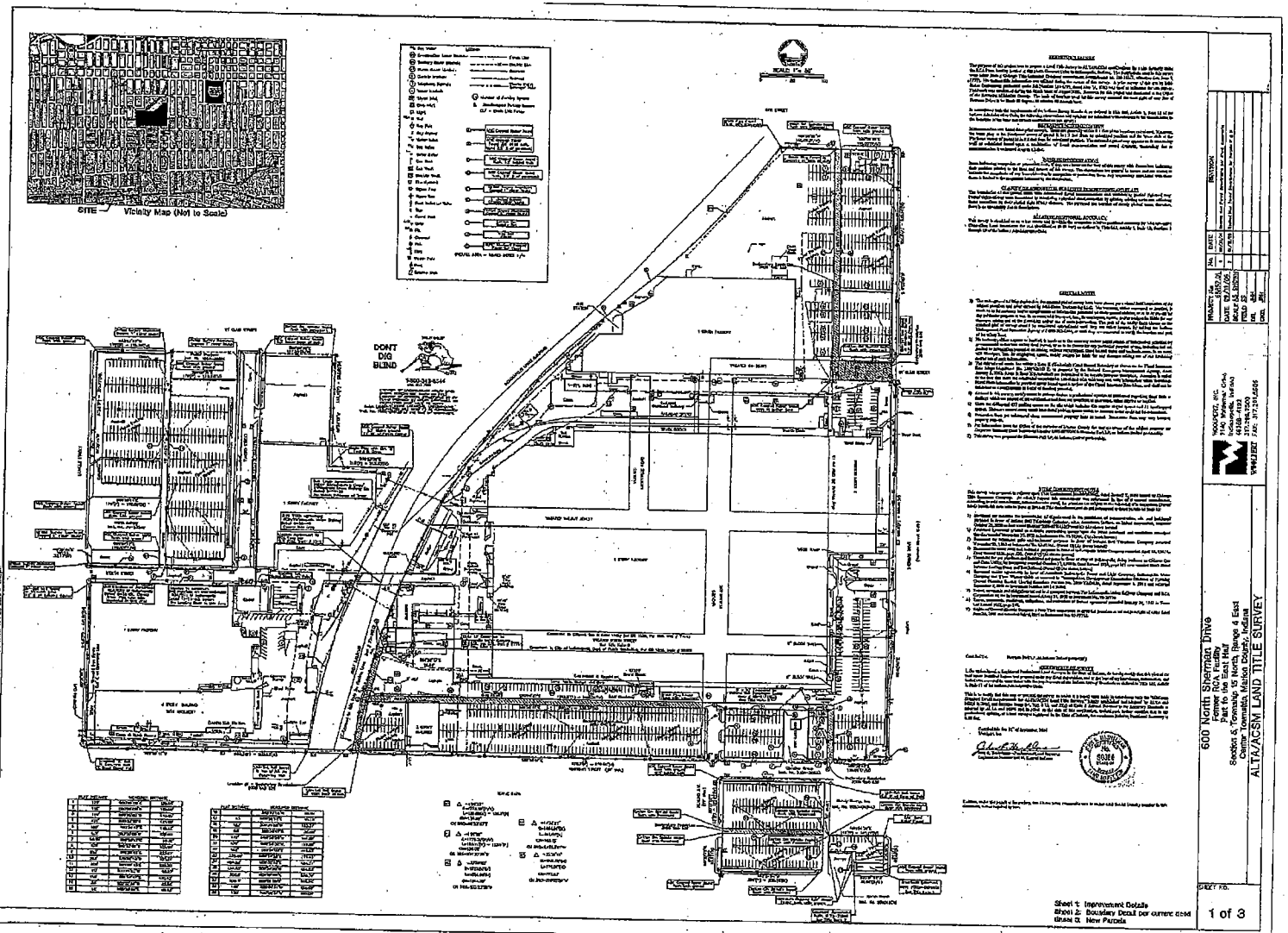
SITE
Vicinity Map (Not to Scale)
DON'T DIG BLIND
Sheet 1: Improvement Details
Sheet 2: Boundary Detail per current deed
Sheet 3: New Parcels
600 North Sherman Drive
Former RCA Field
Part to the East Half
Section 6, Township 16 North, Range 4 East
Center Township, Marion County, Indiana
ALTA/ACSM LAND TITLE SURVEY
1 of 3

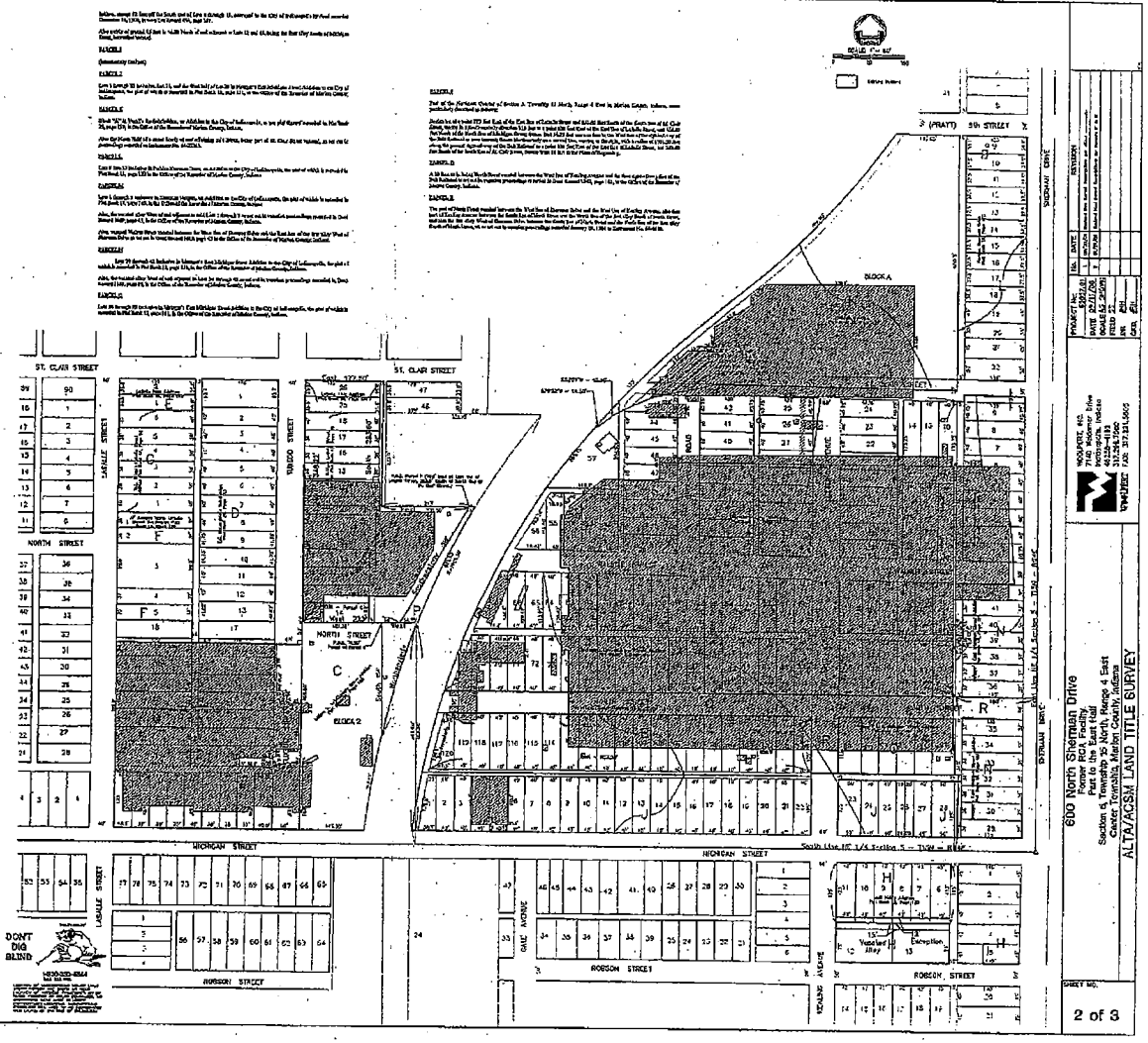

No.	DATE	REVISION
1	10/25/01	Revision to field measurement and office computation
2	11/01/01	Revision to field measurement and office computation
3	11/07/01	Revision to field measurement and office computation

PROJECT No.
DATE 10/11/01
SCALE 1"=50'
FIELD
DRAWN
CHK.

NOLAPORT, INC.
7140 Rickenbacker Drive
Indianapolis, Indiana
46268-2075
317-243-7000
FAX 317-291-5905

600 North Sherman Drive

Part of the Northwest Quarter of Section 3, Township 15 North, Range 4 East
Part to the East Half
Section 3, Township 15 North, Range 4 East
Center Township, Marion County, Indiana

ALTA/ACSM LAND TITLE SURVEY

SHEET NO.
2 of 3

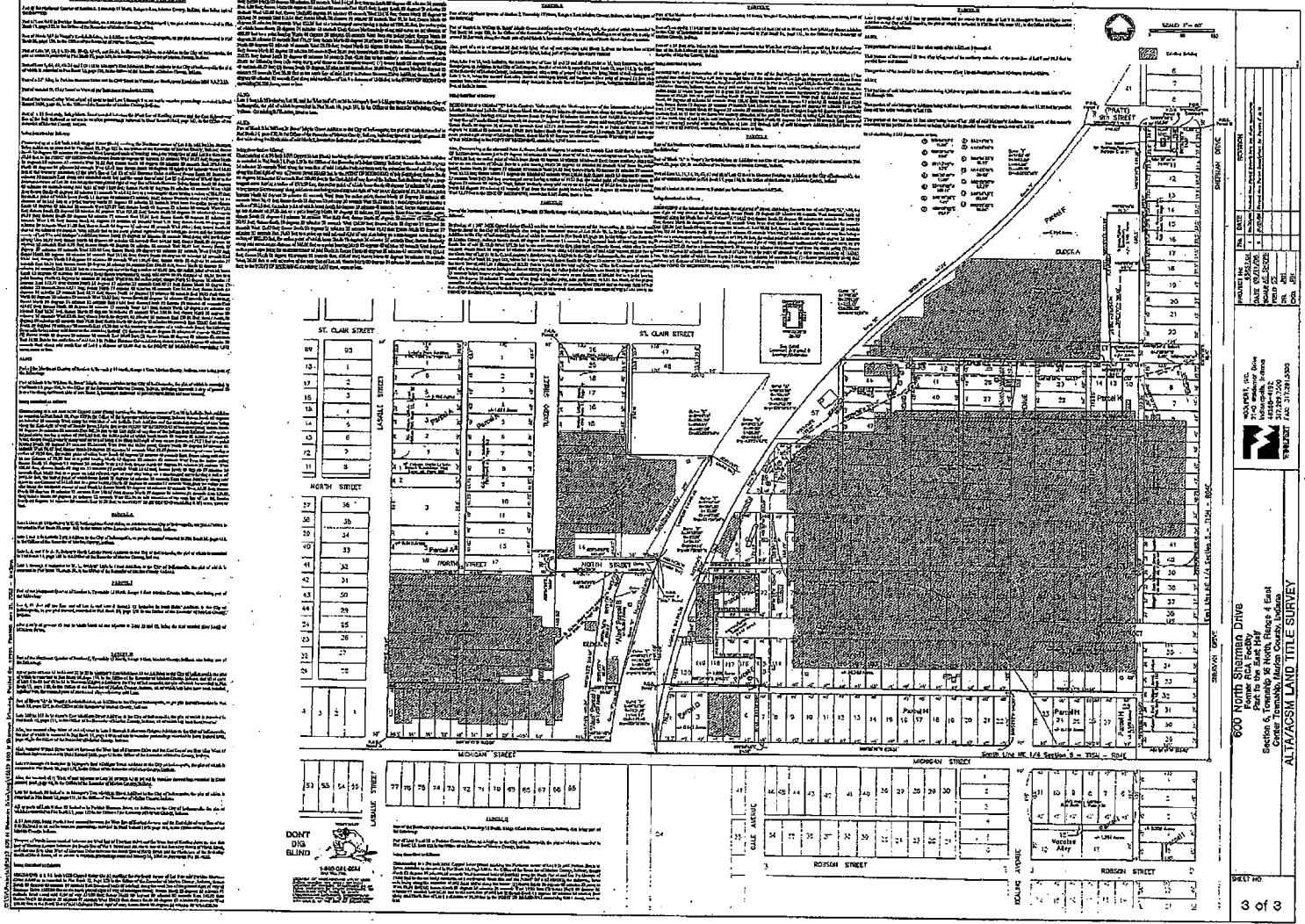
ST. CLAIR STREET
NORTH STREET
MICHIGAN STREET
ROBSON STREET
LASALLE STREET
TUCKER STREET
DALE AVENUE
SHERMAN DRIVE
DON'T DIG BLIND
1-800-382-5544
Parcel A
Parcel H
Vacated Alley
SCALE: 1" = 60'
SOUTH 1/4 NE 1/4 Section 6 - T15N - R5E
REVISIONS
No. DATE
PROJECT INC
ASSOCIATES
PROJECT NO.
SCALE AS SHOWN
FIELD BY
DR. JRM
CHK. JRE
DATE
WOLFORT, INC.
Professional Surveyors
Indianapolis, Indiana
317-291-1030
FAX: 317-291-3303
600 North Sherman Drive
Former RCA Facility
Parcel Number 49-07-06-
Section 6, Township 15 North, Range 4 East
Center Township, Marion County, Indiana
ALTA/ACSM LAND TITLE SURVEY
SHEET NO
3 of 3

EXHIBIT A
PAGE 8 OF 10
SHERMAN PARK - PARCEL H
600 NORTH SHERMAN DRIVE
SECTION 5, TOWNSHIP 15 NORTH, RANGE 4 EAST
CENTER TOWNSHIP, MARION COUNTY, INDIANA

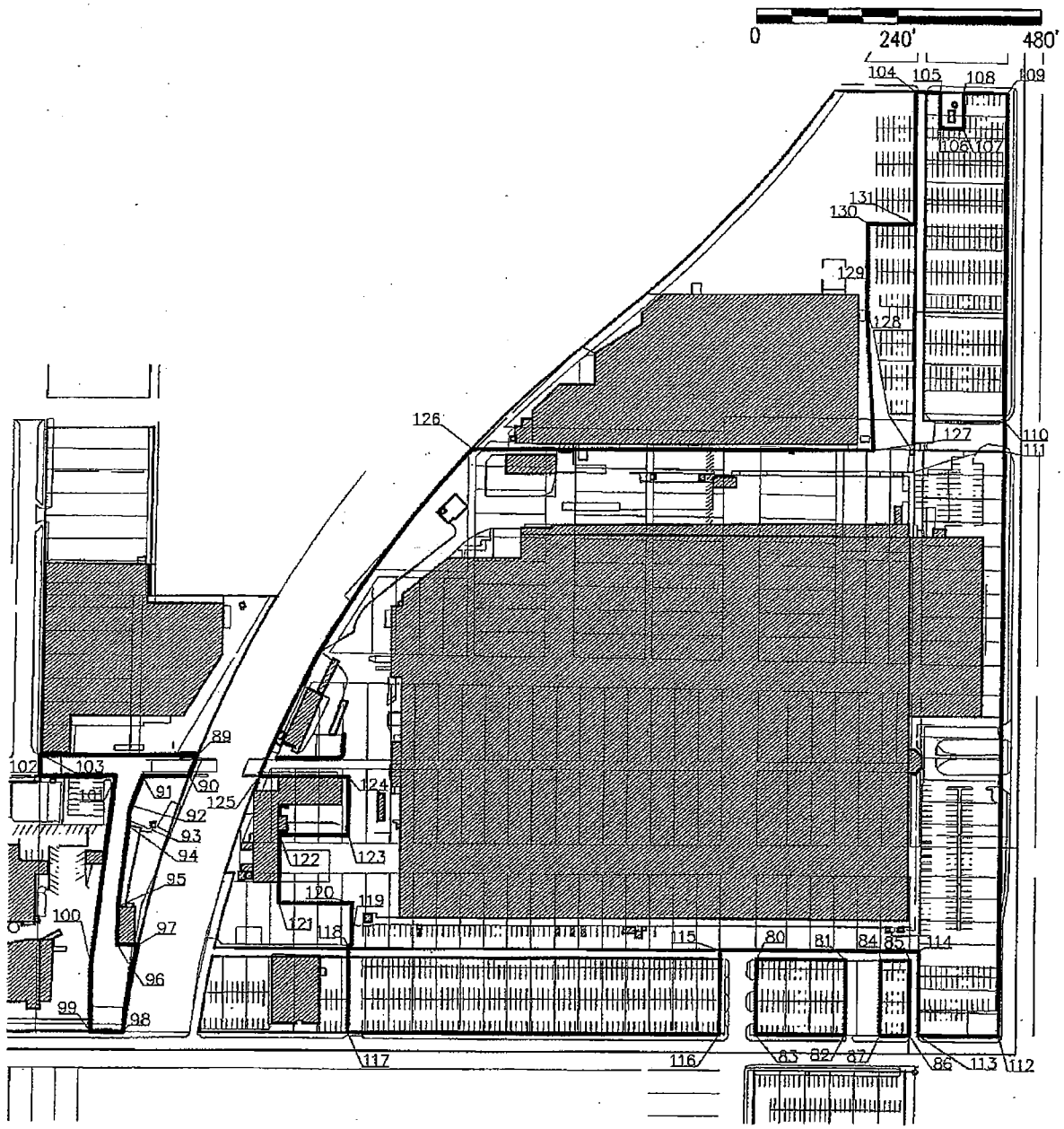

G:\SV\Projects\67853 Sherman Park Exhibits\dwg\67853SV.dwg, Plotted By: herron, Plotted: Jan 21, 2008 - 3:55pm

WOOLPERT, INC.
7140 Waldemar Drive
Indianapolis, Indiana
46268-4192
317.299.7500
WOOLPERT FAX: 317.291.5805

CONTRACT No.
67853.01
DRAWING FILE:
SEE PLOT STAMP

DATE 12/21/07
DR. JNH
CKD. JRH

METRIC COORDINATES:
UTM ZONE 16 NAD 83

NO.	DATE	REVISIONS
1	01/21/08	REVISED PER NEW PARCEL CONFIGURATION

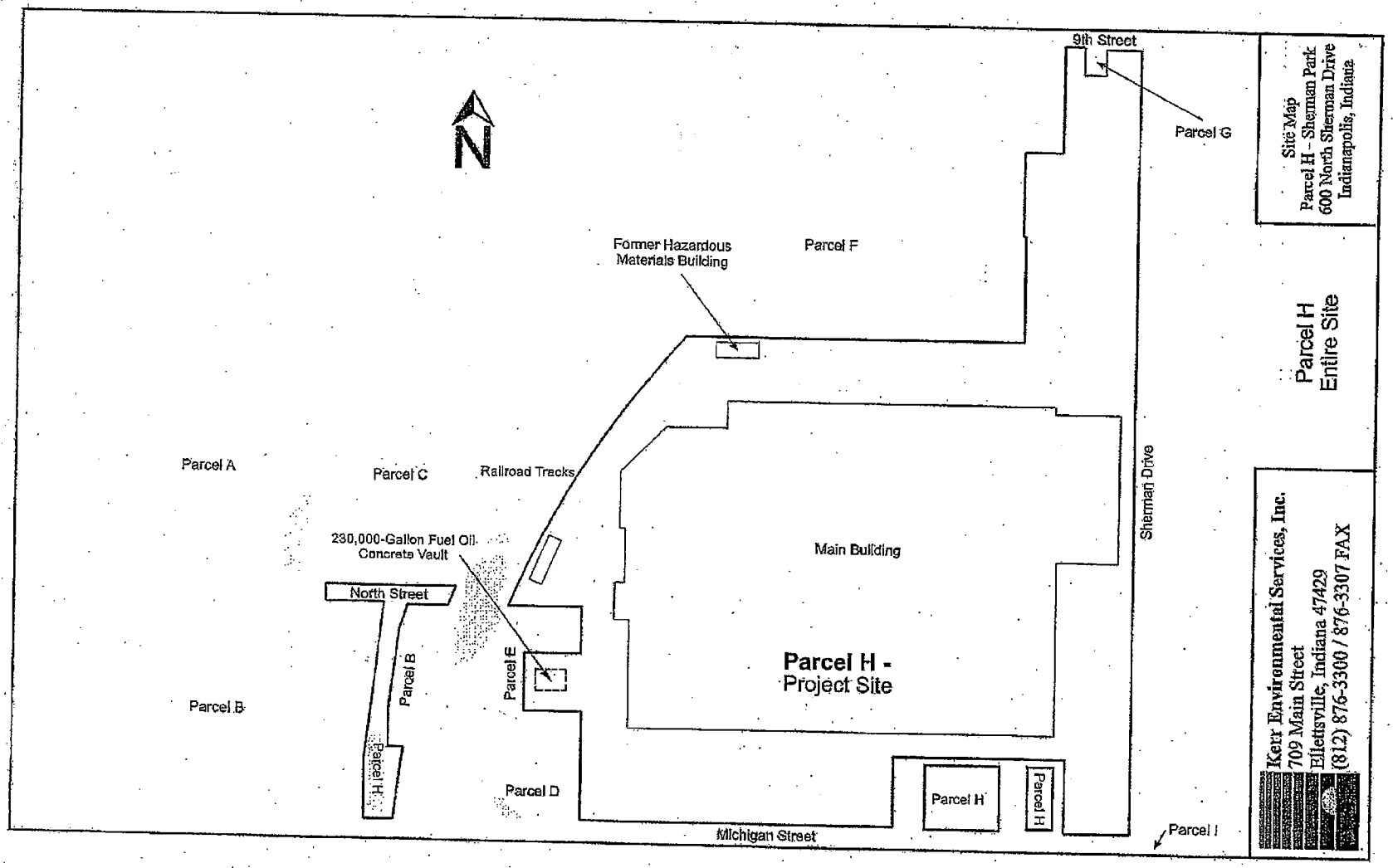
N
9th Street
Parcel G
Former Hazardous Materials Building
Parcel F
Parcel A
Parcel C
Railroad Tracks
230,000-Gallon Fuel Oil Concrete Vault
North Street
Parcel B
Parcel H
Parcel E
Parcel B
Main Building
Parcel H -
Project Site
Sherman Drive
Parcel D
Parcel H
Parcel H
Michigan Street
Parcel I
Site Map
Parcel H - Sherman Park
600 North Sherman Drive
Indianapolis, Indiana
Parcel H
Entire Site
Kerr Environmental Services, Inc.
709 Main Street
Ellettsville, Indiana 47429
(812) 876-3300 / 876-3307 FAX

EXHIBIT A
PAGE 9 OF 10
SHERMAN PARK - PARCEL H
600 NORTH SHERMAN DRIVE
SECTION 5, TOWNSHIP 15 NORTH, RANGE 4 EAST
CENTER TOWNSHIP, MARION COUNTY, INDIANA

	NORTH	EAST
80	4403179	576751
81	4403181	576796
82	4403143	576797
83	4403141	576752
84	4403181	576815
85	4403182	576830
86	4403144	576831
87	4403143	576816
88	4403271	576380
89	4403273	576459
90	4403262	576456
91	4403262	576432
92	4403246	576427
93	4403239	576426
94	4403236	576426
95	4403194	576422
96	4403175	576423
97	4403175	576433
98	4403131	576427
99	4403131	576410
100	4403164	576409
101	4403261	576418
102	4403260	576380
103	4403271	576380
104	4403626	576815
105	4403626	576828
106	4403608	576828
107	4403608	576840
108	4403626	576839
109	4403627	576862
110	4403459	576867
111	4403444	576867
112	4403145	576877

	NORTH	EAST
113	4403144	576836
114	4403186	576834
115	4403183	576732
116	4403141	576733
117	4403135	576542
118	4403179	576541
119	4403179	576542
120	4403200	576541
121	4403199	576504
122	4403234	576503
123	4403235	576538
124	4403265	576537
125	4403264	576491
126	4403435	576593
127	4403442	576801
128	4403515	576795
129	4403522	576794
130	4403558	576793
131	4403559	576817

G:\SV\Projects\67853 Sherman Park Exhibits\dwg\67853SV.dwg, Plotted By: herron, Plotted: Jan 21, 2008 - 3:55pm

WOOLPERT, INC.
7140 Waldemar Drive
Indianapolis, Indiana
46268-4192
317.299.7500
WOOLPERT FAX: 317.291.5805

CONTRACT No.
67853.01
DRAWING FILE:
SEE PLOT STAMP

DATE 12/21/07
DR. JNH
CKD. JRH

METRIC COORDINATES:
UTM ZONE 16 NAD 83

NO.	DATE	REVISIONS
1	01/21/08	REVISED PER NEW PARCEL CONFIGURATION

EXHIBIT A(2)

Survey Description of "New" Parcel H

NEW PARCEL H

Part of the Northeast Quarter of Section 5, Township 15 North, Range 4 East, Marion County, Indiana, also being part of the following:

All or parts of Lots 43 to 65 and 72 to 93 in Metzger's East Michigan Street Addition to the City of Indianapolis, the plat of which is recorded in Plat Book 10, page 151, in the Office of the Recorder of Marion County, Indiana, and all or parts of Lots 1 to 42 and 45 to 56 in Sherman Heights Addition to the City of Indianapolis, the plat of which is recorded in Plat Book 17, page 169, in the Office of the Recorder of Marion County, Indiana, all of which lots have now been vacated, together with the vacated parts of streets and alleys adjoining said Lots.

Part of Block "A" in Vogel's Re-Subdivision, an Addition to the City of Indianapolis, as per plat thereof recorded in Plat Book 25, page 139, in the Office of the Recorder of Marion County, Indiana.

Lots 100 to 118 in Metzger's East Michigan Street Addition to the City of Indianapolis, the plat of which is recorded in Plat Book 10, page 151, in the Office of the Recorder of Marion County, Indiana, all of which lots have been vacated

Also, the vacated alley West of and adjacent to Lots 1 through 9 Sherman Heights Addition to the City of Indianapolis, the plat of which is recorded in Plat Book 17, page 169 as set out in vacation proceedings recorded in Deed Record 1669, page 45, in the Office of the Recorder of Marion County, Indiana.

Also, vacated Walnut Street vacated between the West line of Sherman Drive and the East line of the first alley West of Sherman Drive as set out in Deed Record 1669, page 45 in the Office of the Recorder of Marion County, Indiana.

Lots 29 through 42 inclusive in Metzger's East Michigan Street Addition to the City of Indianapolis, the plat of which is recorded in Plat Book 10, page 151, in the Office of the Recorder of Marion County, Indiana.

Also, the vacated alley West of and adjacent to Lots 36 through 42 as set out in vacation proceedings recorded in Deed Record 1669, page 45, in the Office of the Recorder of Marion County, Indiana.

Lots 94 through 99 inclusive in Metzger's East Michigan Street Addition to the City of Indianapolis, the plat of which is recorded in Plat Book 10, page 151, in the Office of the Recorder of Marion County, Indiana.

All or parts of Lots 9 thru 22 inclusive in Perkins Sherman Drive, an Addition to the City of Indianapolis, the plat of which is recorded in Plat Book 13, page 122 in the Office of the Recorder of Marion County, Indiana.

A 50 foot strip, being North Street vacated between the West line of Kealing Avenue and the East right-of-way line of the Belt Railroad as set out in vacation proceedings recorded in Deed Record 1842, page 161, in the Office of the Recorder of Marion County, Indiana.

The part of North Street vacated between the West line of Sherman Drive and the West line of Kealing Avenue, also that part of Kealing Avenue between the South line of North Street and the North line of the first alley South of North Street, and also the first alley West of Sherman Drive

between the South line of North Street and the North line of the first alley South of North Street, all as set out in vacation proceedings recorded January 26, 1966 as Instrument No. 66-4620.

being described as follows:

BEGINNING at a 5/8 inch MSE Capped Rebar (flush) marking the Northeast corner of Lot 9 in said Perkins Sherman Drive Addition as recorded in Plat Book 13, Page 122 in the Office of the Recorder of Marion County, Indiana; thence South 00 degrees 00 minutes 00 seconds East (assumed basis of bearing) along the west line of the platted right of way of Sherman Drive 1582.00 feet to the north platted right of way of Michigan Street; thence North 89 degrees 56 minutes 41 seconds West along said right of way 135.00 feet; thence North 00 degrees 00 minutes 00 seconds East 140.00 feet; thence North 89 degrees 56 minutes 47 seconds West 334.08 feet; thence South 00 degrees 33 minutes 03 seconds West 140.00 feet to the North line of said Michigan Street right of way; thence North 89 degrees 56 minutes 48 West 628.30

EXHIBIT B

Site Maps Showing Sampling Locations with Contaminants of Concern Exceeding RDCLs or IDCLs in Soil and Groundwater and "Soils Affected Area"

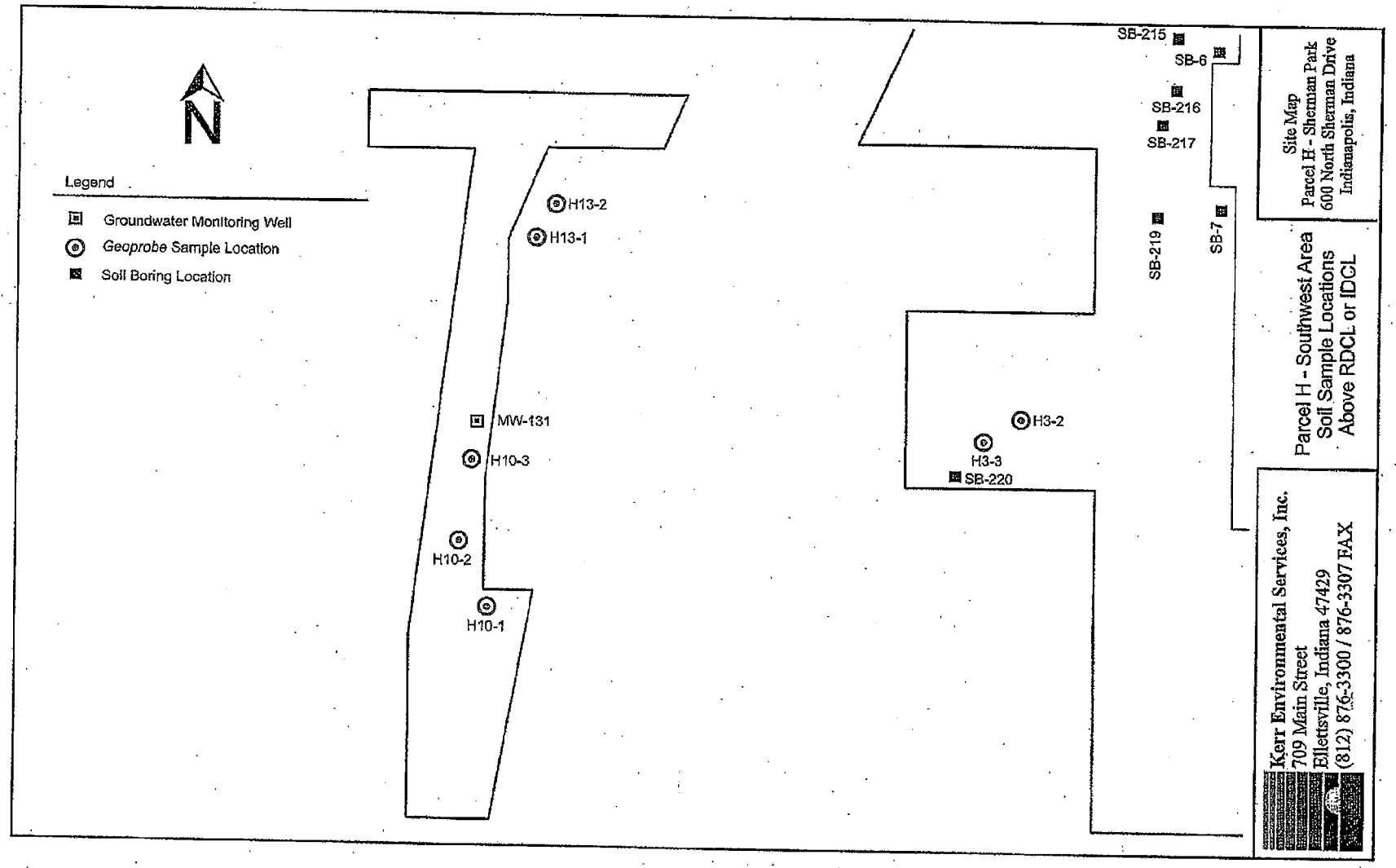
N
Legend
Groundwater Monitoring Well
Geoprobe Sample Location
Soil Boring Location
H13-2
H13-1
MW-131
H10-3
H10-2
H10-1
H3-2
H3-3
SB-220
SB-215
SB-6
SB-216
SB-217
SB-219
SB-7
Site Map
Parcel H - Sherman Park
600 North Sherman Drive
Indianapolis, Indiana
Parcel H - Southwest Area
Soil Sample Locations
Above RDCL or IDCL
Kerr Environmental Services, Inc.
709 Main Street
Ellettsville, Indiana 47429
(812) 876-3300 / 876-3307 FAX

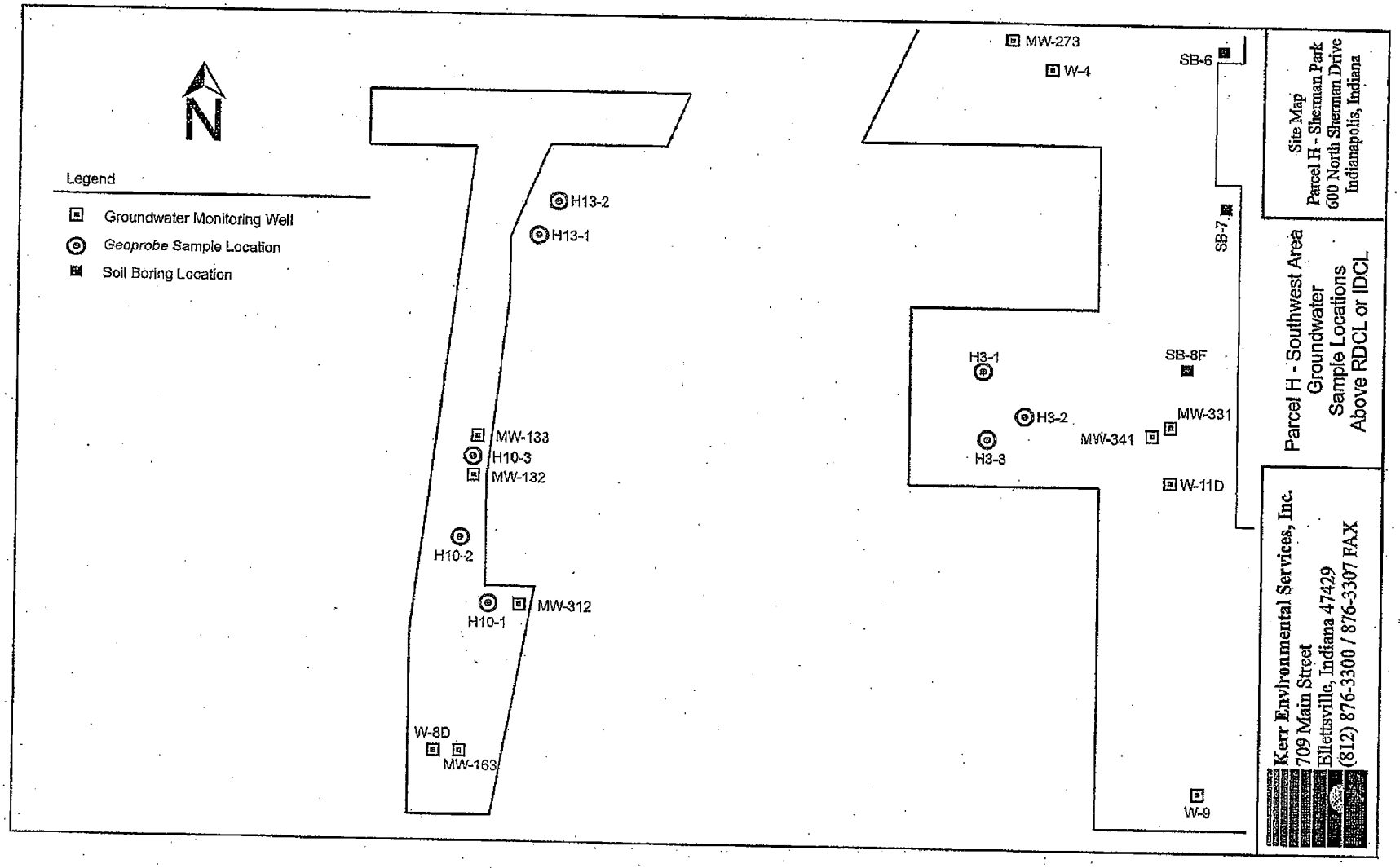
N
Legend
Groundwater Monitoring Well
Geoprobe Sample Location
Soil Boring Location
H13-2
H13-1
MW-133
H10-3
MW-132
H10-2
H10-1
MW-312
W-8D
MW-163
MW-273
W-4
SB-6
SB-7
H3-1
SB-8F
H3-2
MW-331
MW-341
H3-3
W-11D
W-9
Site Map
Parcel H - Sherman Park
600 North Sherman Drive
Indianapolis, Indiana
Parcel H - Southwest Area
Groundwater
Sample Locations
Above RDCL or IDCL
Kerr Environmental Services, Inc.
709 Main Street
Ellettsville, Indiana 47429
(812) 876-3300 / 876-3307 FAX

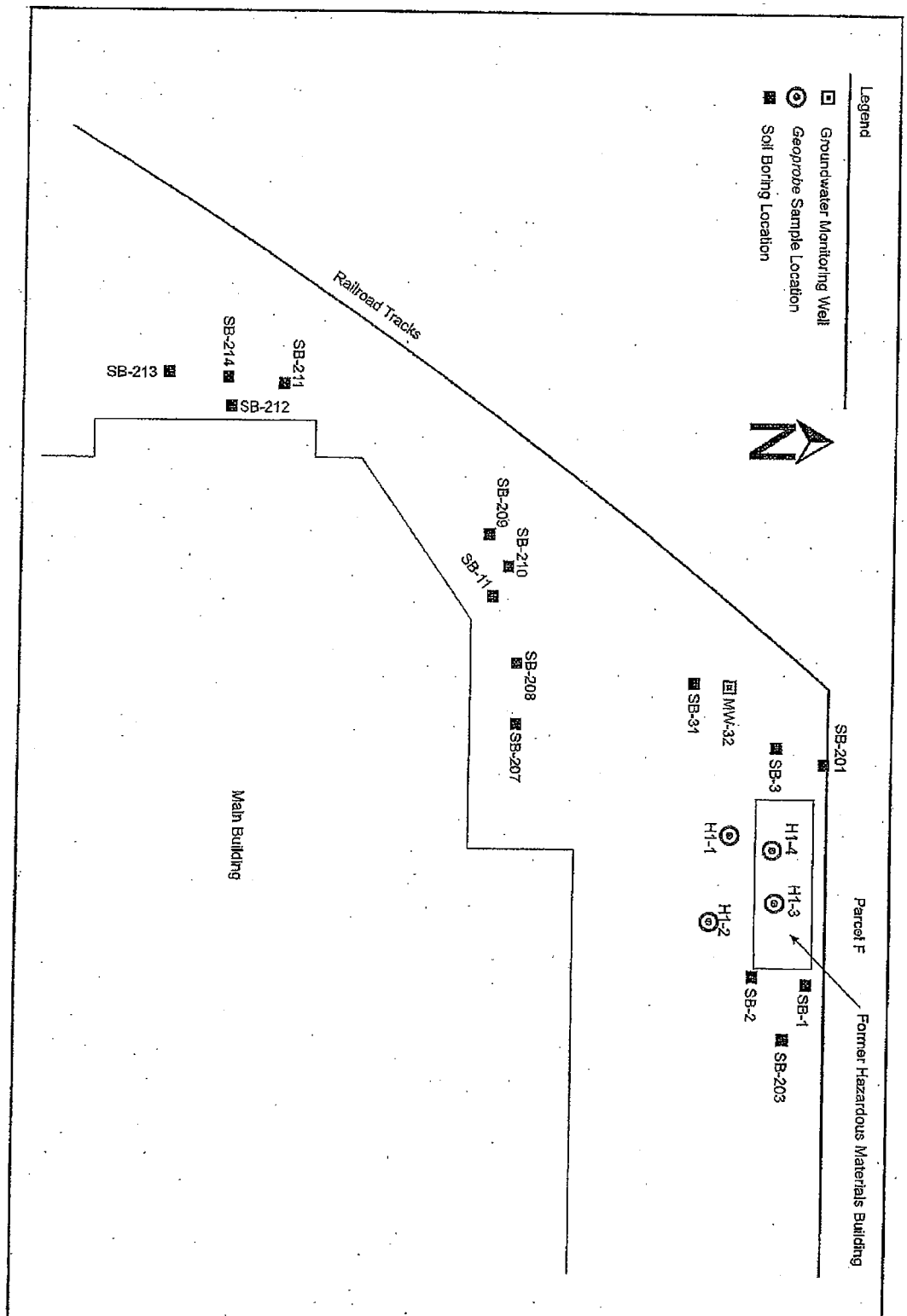

Kerr Environmental Services, Inc.
709 Main Street
Ellettsville, Indiana 47429
(812) 876-3300 / 876-3307 FAX

Parcel H - Northwest Area
Soil Sample Locations
Above RDCL or IDCL

Site Map
Parcel H - Sherman Park
600 North Sherman Drive
Indianapolis, Indiana

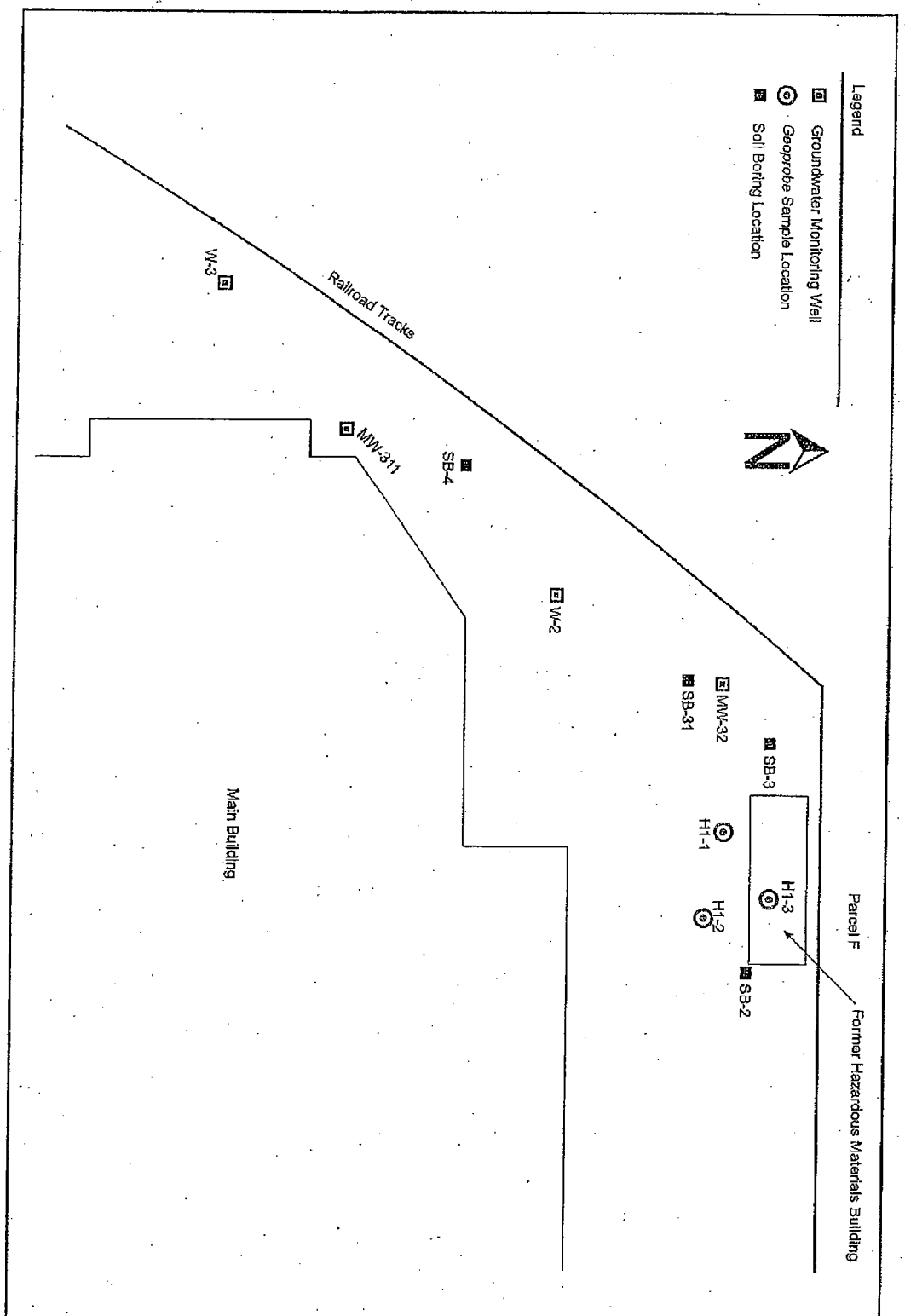

Kerr Environmental Services, Inc.
709 Main Street
Ellettsville, Indiana 47429
(812) 876-3300 / 876-3307 FAX

Parcel H - Northwest Area
Groundwater
Sample Locations
Above RDCL or IDCL

Site Map
Parcel H - Sherman Park
600 North Sherman Drive
Indianapolis, Indiana

Kerr Environmental Services, Inc.
709 Main Street
Ellettsville, Indiana 47429
(812) 876-3300 / 876-3307 FAX

Parcel H - Main Building
Soil Sample Locations
Above RDCL or IDCL

Site Map
Parcel H - Sherman Park
600 North Sherman Drive
Indianapolis, Indiana

Kerr Environmental Services, Inc.
709 Main Street
Ellettsville, Indiana 47429
(812) 876-3300 / 876-3307 FAX

Parcel H - Main Building
Groundwater
Sample Locations
AbovRDCL or IDCL

Site Map
Parcel H - Sherman Park
600 North Sherman Drive
Indianapolis, Indiana

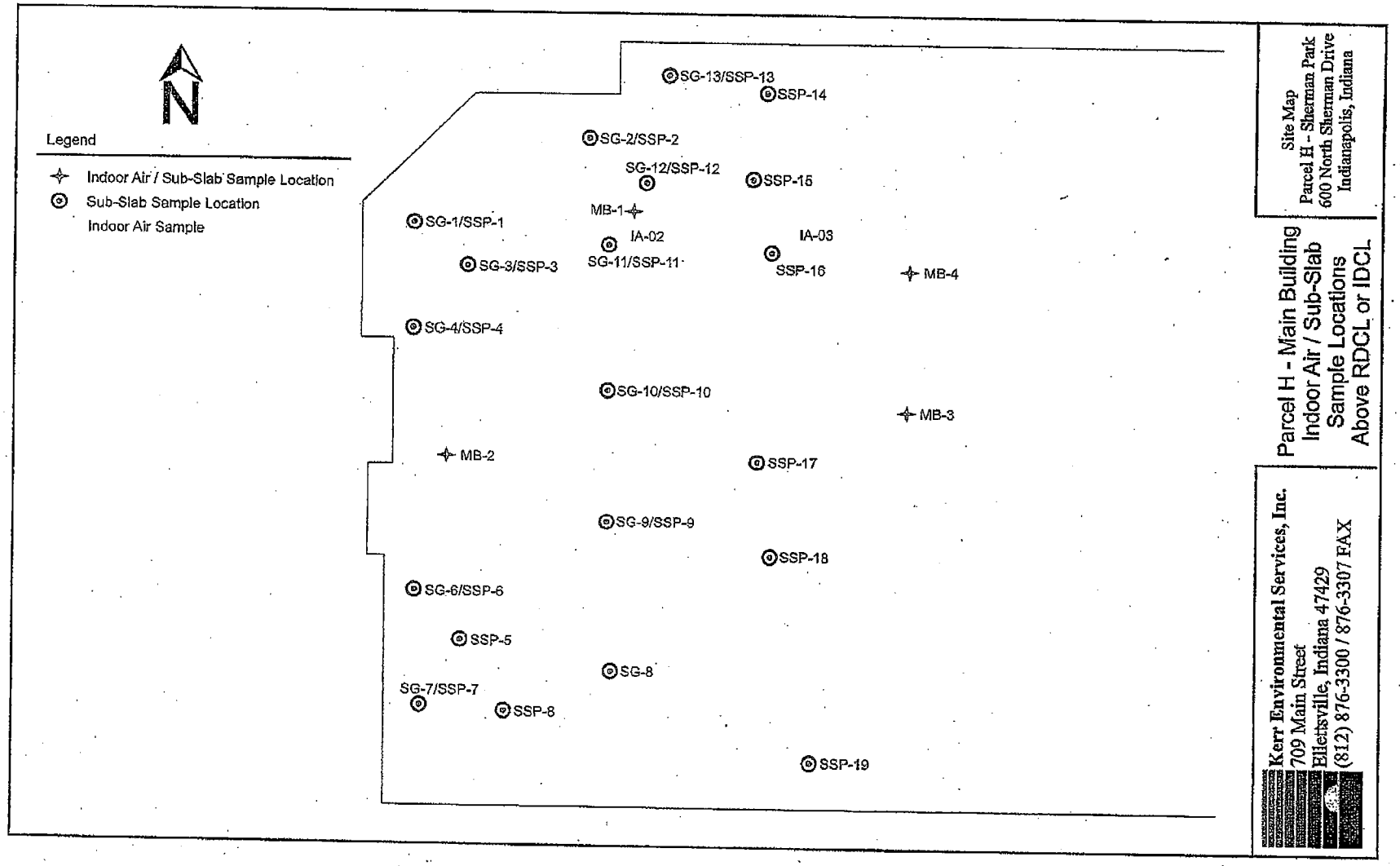
N
Legend
Indoor Air / Sub-Slab Sample Location
Sub-Slab Sample Location
Indoor Air Sample
SG-13/SSP-13
SSP-14
SG-2/SSP-2
SG-12/SSP-12
SSP-15
MB-1
SG-1/SSP-1
IA-02
IA-03
SG-3/SSP-3
SG-11/SSP-11
SSP-16
MB-4
SG-4/SSP-4
SG-10/SSP-10
MB-3
MB-2
SSP-17
SG-9/SSP-9
SSP-18
SG-6/SSP-6
SSP-5
SG-8
SG-7/SSP-7
SSP-8
SSP-19
Site Map
Parcel H - Sherman Park
600 North Sherman Drive
Indianapolis, Indiana
Parcel H - Main Building
Indoor Air / Sub-Slab
Sample Locations
Above RDCL or IDCL
Kerr Environmental Services, Inc.
709 Main Street
Ellettsville, Indiana 47429
(812) 876-3300 / 876-3307 FAX

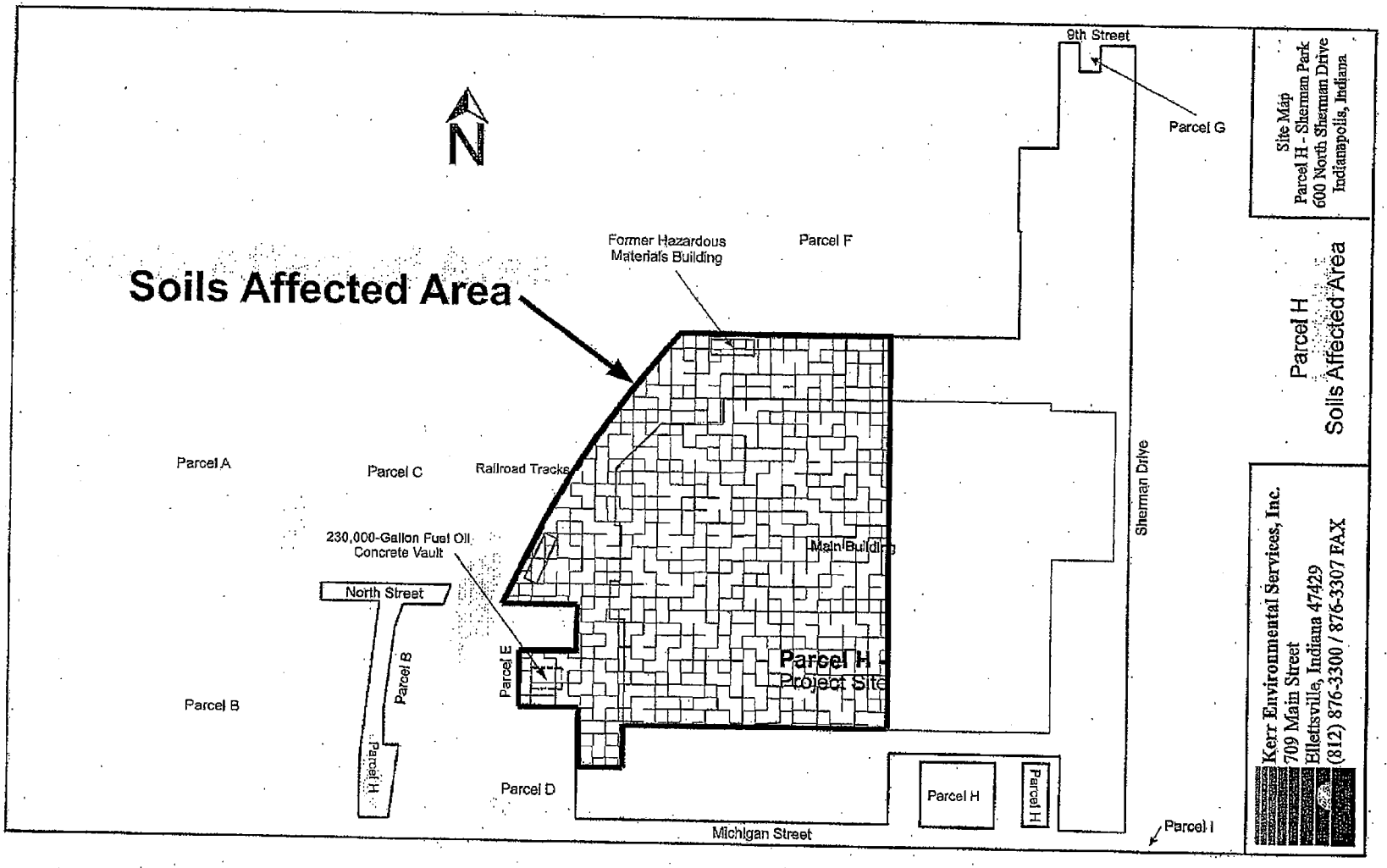
Soils Affected Area
N
Former Hazardous Materials Building
Parcel F
9th Street
Parcel G
Parcel A
Parcel C
Railroad Tracks
230,000-Gallon Fuel Oil Concrete Vault
North Street
Parcel B
Parcel B
Parcel H
Parcel E
Main Building
Parcel H Project Site
Parcel D
Parcel H
Parcel H
Michigan Street
Sherman Drive
Parcel I
Site Map
Parcel H - Sherman Park
600 North Sherman Drive
Indianapolis, Indiana
Parcel H
Soils Affected Area
Kerr Environmental Services, Inc.
709 Main Street
Ellettsville, Indiana 47429
(812) 876-3300 / 876-3307 FAX

EXHIBIT C

Copy of Comfort Letter

INDIANA DEPARTMENT OF ENVIRONMENTAL MANAGEMENT
We Protect Hoosiers and Our Environment.

Mitchell E. Daniels, Jr.
Governor

Thomas W. Easterly
Commissioner

100 North Senate Avenue
Indianapolis, Indiana 46204
(317) 232-8603
Toll Free (800) 451-6027
www.idem.IN.gov

October 29, 2008

Peter Dvorak
Pinnacle Properties Management Group, LLC,
Midwest Commercial Investments X, LLC
and SP Investments H, LLC
400 W. 7th Street, Suite 200
Bloomington, IN 47404

Re: Comfort Letter
Sherman Park – Parcel H
600 N. Sherman Drive, Indianapolis
Marion County
BFD # 4071115
VRP # 6020801

Dear Mr. Dvorak:

In response to a request to the Indiana Brownfields Program ("Program") by Bose McKinney & Evans LLP on behalf of Pinnacle Properties Management Group, LLC, Midwest Commercial Investments X, LLC, and SP Investments H, LLC ("Prospective Purchaser"), the Indiana Department of Environmental Management ("IDEM") is providing this Comfort Letter to outline applicable limitations on the liability of and clarify the reasonable steps IDEM considers appropriate for the Prospective Purchaser to take with respect to hazardous substances found on the property located at 600 N. Sherman Drive in Indianapolis ("Site"), on which most recently operated the Sherman Park facility ("Sherman Park").

This letter does not provide a release from liability, but provides specific information with respect to some of the criteria the Prospective Purchaser must satisfy to qualify for relief from potential liability related to hazardous substances contamination under the bona fide prospective purchaser ("BFPP") exemption under Section 101(40) of the Comprehensive Environmental Response, Compensation and Liability Act ("CERCLA"), 42 U.S.C. §§ 9601 *et seq.* and Indiana Code ("IC") § 13-25-4-8(b) (incorporating 42 U.S.C. § 9607(r)). This letter will also address the reasonable steps IDEM recommends the Prospective Purchaser undertake to prevent or limit any human, environmental, or natural resource exposure to any previously released hazardous substance found at the Site.

The Site is 27.308 acres in size and is part of an approximately 49-acre, larger site ("Project Property") once owned and operated by Westinghouse, Radio Corporation of America ("RCA"), General Electric ("GE"), and Thomson Consumer Electronics. The Project Property was previously used for the manufacture of radio and television components. RCA purchased the property from Westinghouse in 1920. GE became the owner of the Project Property when it

acquired RCA in 1986. In 1987, Thomson Consumer Electronics purchased the Project Property from GE. Sherman Park, L.P. acquired the property in 1995.

The Site currently consists of over 750,000 square feet of industrial, commercial and office space. There are three buildings on the Site in addition to two water cooling facilities, a pump house, and several small outbuildings. Some portions of the buildings and grounds are vacant. There are five structures on the east side of railroad tracks that cross the Site from north to south. The largest structure ("Main Building") on the Site was constructed over a period of time with each addition to the original structure identified as a separate building. The Main Building, therefore, consists of Buildings 3, 4, 5, 6, 27, 28, and 32. Historical drawings revealed the presence of multiple underground storage tanks ("USTs") on the east side of Building 2. There is a garage building located east of Building 2 and west of the railroad tracks that was historically used for material storage and as a maintenance garage. Buildings 3-6 contain primarily warehousing and manufacturing operations. Buildings 27, 28 and 32 contain primarily offices. Several unmarked drums of liquid waste were at one point discovered in the southwest corner of Building 5, which was also noted on historical drawings as a former plating area. The area immediately east of the former plating area was historically used for degreasing. A tank farm which contained unknown chemicals formerly existed outside along the western wall of Building 5. Historical drawings indicate the presence of two battery charging areas, one located in the northwest corner of Building 6 and the other located on the north side of Building 27. The north and north central portions of Building 3 were used for plating, etching, printed circuit board manufacturing, and wastewater treatment. The plating operations extended to the east side of Building 4 and the area just west of Building 3 formerly contained storage tanks associated with these operations. The building between the Main Building and Building 26 has been identified as an oil house, flammable storage building, and chemical storage building, near which a gasoline UST is suspected to be located. A Purchase and Sales Agreement dated August 1994 also noted the presence of a 230,000-gallon subsurface concrete vault, formerly used for the storage of fuel oil, located between the former powerhouse building and the west-side of the southwest corner of the Main Building.

Some of the environmental concerns at the Project Property are being addressed by GE through IDEM's Voluntary Remediation Program ("VRP") under VRP site #6020801. Portions of Parcel H are part of the Project Property that will be covered by the VRP remediation work plan, including use of a sub-slab vapor mitigation system to address exposure to contaminated vapors in indoor air in buildings located on the Site. The Program understands that the Prospective Purchaser intends to rehabilitate the Project Property into a new business park for offices, manufacturing and distribution activities.

Environmental Conditions at the Site

As part of the Prospective Purchaser's request for assistance in determining existing environmental impacts at the Site and the potential liability of the Prospective Purchaser, IDEM staff have reviewed the following reports.

- *Subsurface Investigations* dated September 1990, Sirrine Environmental Consultants, Inc.
- *Fuel Oil UST Information* dated 1994 to 1995, Allied Environmental Services, Inc.
- *Chemical Data Validation* dated November 21, 1996, Beak International Incorporated
- *Remedial Investigation* dated November 26, 1996, Beak International Incorporated
- *Underground Storage Tank Closure Report* dated December 13, 1999, Heritage Environmental Services, Inc.
- *Beak Technical Memorandum* dated March 9, 2001, Beak International Incorporated
- *Comprehensive Investigation Work Plan* dated 2001-2002, Beak International Incorporated
- *Soil and Groundwater Summary Tables for Work Plan* dated August 23, 2002, General Electric Company
- *Draft of Groundwater Testing* dated May 2, 2004, General Electric Company
- *Ozone Pilot Test* dated January 2005, O'Brien & Gere Engineers, Inc.
- *Microcosm Study* dated January 28, 2005, General Electric Company/ Global Research Center
- *Groundwater VOC Summary Tables* dated April 8, 2005, Sommer Barnard Attorneys, PC
- *Letter approving the Remediation Work Plan* dated July 21, 2006, IDEM/ Richard R. Milton
- *Letter about Soil Vapor Intrusion Report* dated December 8, 2006, GE/Steven Meier
- *Sub-Slab Pneumatic Testing* dated January 11, 2007, Geosyntec Consultants
- *Indoor Air Sampling Work Plan* dated March 19, 2007, Geosyntec Consultants
- *VRP Remediation Work Plan* (and previous versions) dated May 16, 2007, Conestoga-Rovers & Associates
- *Report of Indoor Air Sampling* dated June 11, 2007, Geosyntec Consultants
- *Sub-Slab Depressurization Work Plan* dated August 6, 2007, Geosyntec Consultants
- *Phase I Environmental Site Assessment* dated September 28, 2007, Kerr Environmental Services, Inc.
- *Phase II Environmental Site Assessment* dated January 22, 2008, Kerr Environmental Services, Inc.

The above-referenced investigations reveal that the Site is contaminated with hazardous substances in subsurface soils and groundwater. Contamination found on the Site exceeded applicable residential default closure levels ("RDCLs") under IDEM's January 2006 Risk Integrated System of Closure ("RISC") for the following parameters in the noted media (see attached tables, Exhibit A):

- Total petroleum hydrocarbons in the gasoline and diesel range organics, arsenic, lead, benzene, methylene chloride, naphthalene, 1,2,4-trimethylbenzene, benzo(a)anthracene, benzo(b)fluoranthene, and benzo(a)pyrene in subsurface soils and the upper of three groundwater aquifers in the unconsolidated deposits
- Carbon tetrachloride in subsurface soils and the middle unconsolidated aquifer
- Selenium, chloroform, ethylbenzene, tetrachloroethene, 1,3,5-trimethylbenzene, and phenanthrene in subsurface soils

- 1,1,1-Trichloroethane in subsurface soils and the upper and middle unconsolidated aquifers
- 1,1-Dichloroethane, 1,2-dichloroethane, 1,1-dichloroethene, cis-1,2-dichloroethene, and trichloroethene in the subsurface soils and all three unconsolidated aquifers
- Vinyl chloride in all three unconsolidated aquifers
- Trans-1,2-dichloroethene in the upper and lower unconsolidated aquifers
- Barium, cadmium, chromium, mercury, chloroethane, and benzo(g,h,i)perylene in the upper unconsolidated aquifer
- Zinc in the lower unconsolidated aquifer

Contamination found on the Site exceeded industrial default closure levels ("IDCLs") under IDEM's January 2006 RISC for the following parameters in the noted media (see attached tables, Exhibit A):

- Methylene chloride and benzo(b)fluoranthene in the subsurface soils
- Total petroleum hydrocarbons in the gasoline and diesel range organics, arsenic, and benzo(a)anthracene in subsurface soils and the upper of three unconsolidated groundwater aquifers
- Carbon tetrachloride in subsurface soils and the middle unconsolidated aquifer
- 1,2-Dichloroethane in subsurface soils and the upper and lower unconsolidated groundwater aquifers
- Cis-1,2-dichloroethene and trichloroethene in the subsurface soils and all three unconsolidated aquifers
- Vinyl chloride in all three unconsolidated aquifers
- Cadmium, chromium, lead, benzene, chloroethane, 1,1-dichloroethene, 1,1,1-trichloroethane, benzo(a)pyrene, and benzo(g,h,i)perylene in the upper unconsolidated aquifer

Additionally, sub-slab vapor and indoor air sample results contained hazardous contaminants in excess of action levels outlined in IDEM's Draft Vapor Intrusion Pilot Program Guidance (April 2006) ("IDEM Draft VI Guidance"). Tetrachloroethene was detected in sub-slab air above the IDEM Draft VI Guidance residential and commercial prompt action levels for thirty and twenty-five exposures, respectively. Trichloroethene were detected in sub-slab air above the IDEM Draft VI Guidance residential and commercial prompt action levels for a one-year exposure. Benzene was detected in indoor air above the IDEM Draft VI Guidance residential chronic level for a 30-year exposure. Trichloroethene was detected in indoor air above the IDEM Draft VI Guidance residential sub-chronic action level, residential chronic 30-year exposure action level and above the commercial chronic 25-year exposure action level. 1,3,5-Trimethylbenzene and 1,2,4- trimethylbenzene were detected in indoor air above the IDEM Draft VI Guidance residential chronic 30-year exposure action level and the commercial chronic 25-year exposure action level.

Soil, groundwater, sub-slab and indoor air samples were collected and analyzed from 1989 through the end of 2007 to investigate on-Site areas of concern, including the former chemical storage building; Building 3 manufacturing area; fuel oil USTs; Building 6 former battery charging area; Building 5 former tank farm; Building 4 former plating area; Building 5 former plating area; Building 5 former degreasing room; former garage building; Building 5 former paint room; and the former battery charging area located in Building 27.

IDEM has concluded, based on its review of the above-referenced reports, that there are no potential exposure pathways to contamination found on the Site so long as institutional controls are in place and maintained including installation and operation of vapor mitigation systems that adequately maintain indoor air quality at a level protective of human health, safety and welfare. As of the date of this letter, a sub-slab vapor mitigation system was installed by GE and is currently operating near the former plating area located in the northwest corner of the Main Building. Furthermore, if the Prospective Purchaser takes the "reasonable steps" set forth in this letter below, the Site can be redeveloped for commercial/industrial use.

Liability and Enforcement Discretion

IDEM's "Brownfields Program Comfort and Site Status Letters" Nonrule Policy Document, W-0051 (April 18, 2003) ("Comfort and Site Status Letter Policy"), provides that IDEM may issue a letter to a stakeholder involved in redevelopment of a brownfield if the stakeholder satisfies certain eligibility criteria reviewed below. IDEM concludes, based in part on information provided by the Prospective Purchaser, that:

1. no state or federal enforcement action at the brownfield is pending;
2. no federal grant requires an enforcement action at the brownfield;
3. no condition on the brownfield constitutes an imminent and substantial threat to human health or the environment as long as a vapor mitigation system that adequately maintains indoor air quality at a level protective of building occupants is operated and properly maintained (including expansion or replacement as necessary);
4. neither the Prospective Purchaser nor an agent or employee of the Prospective Purchaser caused, contributed to, or knowingly exacerbated the release or threat of release of any hazardous substance or petroleum at the brownfield, and;
5. the Prospective Purchaser is eligible for an applicable exemption to liability, specifically the "bona fide prospective purchaser" ("BFPP") exception to liability for hazardous substance contamination found in CERCLA § 107(r) and IC 13-25-4-8(b), provided the applicable statutory criteria are met.

As discussed below, the Prospective Purchaser has demonstrated to IDEM's satisfaction that it is eligible for the BFPP exemption from liability for hazardous substance contamination provided it takes the "reasonable steps" required by statute, recommendations for which are discussed below.

Bona Fide Prospective Purchaser

Under IC § 13-25-4-8(a), which bases liability on Section 107(a) of CERCLA, a person that is liable under § 107(a) of CERCLA is liable to the state in the same manner and to the same extent. Under §107 (r) of CERCLA and IC § 13-25-4-8(b), a BFPP is not liable under § 107(a) as long as the BFPP does not impede the performance of a response action or natural resource restoration. 42 U.S.C. § 9607(r). Thus a prospective purchaser that satisfies CERCLA §§ 101(40) (defining bona fide prospective purchaser) and 107(r) would not be liable under CERCLA §107(a) or IC § 13-25-4-8(a).

The BFPP provisions of CERCLA require a person to meet the criteria of CERCLA §§ 101(40) and 107 (r) to be protected from liability. If the Prospective Purchaser satisfies these criteria, IDEM is prohibited from pursuing the Prospective Purchaser even if cleanup requirements change or if IDEM determines that a response action related to existing known hazardous substances contamination from prior releases at the Site is necessary. Furthermore, the Prospective Purchaser's satisfaction of CERCLA §§ 101(40) and 107(r) prohibits IDEM from pursuing it for response costs relating to the past release of hazardous substances at the Site. Therefore, IDEM will not require the Prospective Purchaser to respond to the past release of hazardous substances found at the Site beyond the scope of the statutorily-required reasonable steps outlined below, even if cleanup requirements change or if IDEM determines that a response action is necessary in the future. This decision, however, does not apply to past or present hazardous substance contamination that is not described in this letter, future releases, or applicable requirements under the Resource Conservation and Recovery Act, 42 U.S.C. § 6901.

To meet the statutory criteria for liability protection as a BFPP, a landowner must meet certain threshold criteria and satisfy certain continuing obligations. IDEM notes that the Prospective Purchaser will acquire ownership of the Site after January 11, 2002, and the disposal of hazardous substances at the Site will have occurred prior to it acquiring the Site. See 42 U.S.C. § 9601(40)(A). Based on information reviewed by IDEM, IDEM concludes that the Prospective Purchaser has conducted all appropriate inquiries into the previous ownership and uses of the Site. See 42 U.S.C. § 9601(40)(B)(i). Furthermore, the Prospective Purchaser has represented that it is not potentially liable or affiliated with any person that is potentially liable for contamination at the Site, and IDEM has no information to the contrary. See 42 U.S.C. § 9601(40)(H). Therefore, the Prospective Purchaser meets the threshold requirements of CERCLA §§ 9601(40) (A), (B) and (H) to qualify for the status of BFPP under 42 U.S.C. § 9601(40).

The continuing obligations the Prospective Purchaser must undertake to maintain BFPP status are outlined in 42 U.S.C. §§ 9601(40) (C)-(G) and include exercising "appropriate care with respect to hazardous substances found at the facility by taking reasonable steps to – (i) stop any continuing release; (ii) prevent any threatened future release; and (iii) prevent or limit human, environmental, or natural resource exposure to any previously released hazardous substance." 42 U.S.C. § 9601(40)(D). Furthermore, the Prospective Purchaser recognizes that in order to maintain the status of BFPP, it will have to continue to provide the cooperation,

assistance and access required by 42 U.S.C. § 9601(40) (E). In addition, the Prospective Purchaser will have to maintain compliance with land use restrictions established for the Site, and not impede the implementation or the effectiveness of any institutional control as required by 42 U.S.C. § 9601(40) (F). To maintain BFPP status, the Prospective Purchaser must also comply with 42 U.S.C. § 9601(40) (C) regarding notices and 42 U.S.C. § 9601(40) (G) regarding requests for information or administrative subpoenas.

Reasonable Steps

For this Site, IDEM believes the following to be appropriate reasonable steps for the Prospective Purchaser to undertake with respect to the hazardous substance contamination found at the Site in order to qualify as a BFPP, as well as to satisfy the eligibility requirements for issuance of this letter under the Comfort and Site Status Letter Policy.

- All land use restrictions described in this letter must be implemented and maintained.
- Upon becoming aware of such information, the Prospective Purchaser must communicate to IDEM any newly-obtained information about existing hazardous substance contamination or any information about new (or previously unidentified) contamination.

Implementation of the above-enumerated reasonable steps, in addition to ongoing satisfaction of the additional statutory conditions will, with respect to IDEM, satisfy the statutory conditions for the BFPP protection. Any work performed at the Site must be performed in accordance with all applicable environmental laws in order to ensure no inadvertent exacerbation of existing contamination found on the Site which could give rise to liability.

Institutional Controls

The fact that contamination remains on the Site above RDCLs requires recording of an environmental restrictive covenant ("ERC") on the deed for the Site to ensure no exposure to on-Site contamination. In order to qualify for liability protection as a BFPP, and as a condition of issuance of this letter under the Comfort and Site Status Letter Policy, the Prospective Purchaser must record the enclosed ERC on the deed for the Site. The ERC must include the following land use restrictions, stated below in general terms:

- Prohibit any activity at the Site that may interfere with response activities, long-term monitoring, or measures necessary to assure the effectiveness and integrity of any response action.
- The Site is not to be used for agricultural or residential purposes, including, but not limited to, daily care facilities (e.g., daycare centers, schools and senior citizen facilities).
- Neither engage in nor allow the installation or use of water wells on the Real Estate. There shall be no consumptive, extractive or other use of the groundwater underlying the

Real Estate that could cause exposure of humans or animals to the groundwater or disrupt the movement of groundwater underlying the Real Estate, other than for site investigation and/or remediation purposes, without prior IDEM approval.

- Excavation and construction on the Site is not prohibited, provided any soils that are excavated from the "Soils Affected Area" are removed and disposed of pursuant to state and federal law. Nothing herein shall limit or conflict with any other legal requirements regarding construction methods and techniques that must be used to minimize risk of exposure while conducting work in contaminated areas.

- Installation, operation and maintenance of a vapor mitigation system (consistent with U.S. EPA Brownfield Technology Primer Vapor Intrusion Considerations for Redevelopment, EPA 542-R-08-001, March 2008) within the Building and in any newly-constructed and human-occupied buildings on Site, unless IDEM concurs that the vapor intrusion system is no longer necessary, based upon the achievement of the 25-year Chronic Commercial Indoor Air Action Levels contained within Table 3 of Appendix VIII of IDEM's Draft VI Guidance.

- Notify IDEM if there is a change in the land use and/or any zoning changes that affect the commercial/industrial use of the Site.

Petroleum Contamination

Exemption from liability as a BFPP does not apply to liability for petroleum contamination. A 230,000 gallon underground concrete vault that formerly stored fuel oil was discovered on the Site between the former powerhouse building and the west-side of the southwest corner of the Main Building. IDEM has determined that the vault is not a regulated underground storage tank ("UST") for purposes of Ind. Code § 13-23-1-1 et seq. (Indiana's "Underground Storage Tank Act") and applicable UST rules found in 329 IAC 9. Ind. Code § 13-11-2-241(b)(2) excludes from the definition of an UST "a tank used for storing heating oil for consumptive use on the premises on which the tank is stored." *See also*, 329 IAC 9-1-47.1; 329 IAC 9-1-49; 329 IAC 9-1-1(a). As a result, the underground concrete vault does not meet the definition of an UST and, therefore, is not subject to the UST requirements at Ind. Code § 13-23-1-1 or 329 IAC 9. However, the concrete vault does meet the definition of a "petroleum facility" found in Ind. Code § 13-11-2-161(a) because it is a structure or impoundment in which petroleum has been stored. Therefore, any releases of petroleum from the concrete vault are subject to remediation in accordance with Ind. Code § 13-24-1-1 et seq.

IDEM recommends the elimination of any potential exposure pathways to the petroleum contents of the 230,000-gallon underground concrete vault and the associated TPH and PNA contamination in soil and groundwater. In addition, if the gasoline UST suspected to be located near the building between the Main Building and Building 26 as reported in the *Phase I Environmental Site Assessment* dated September 28, 2007 by Kerr Environmental Services, Inc.

is discovered during Site work, IDEM recommends its closure in accordance with IDEM LUST guidance.

Conclusion

IDEM encourages the commercial/industrial redevelopment of this Site. Should additional information gathered in conjunction with future Site investigations and/or remediation conclude that a particular restriction is no longer necessary to protect human health and the environment or that Site conditions are appropriate for unrestricted use, IDEM will, upon request, consider modification or termination of the ERC recorded on the deed for the Site pursuant to its terms and conditions, and based on then-current risks presented by the Site. Conversely, it is also possible that new land use restrictions may be necessary in the future due to new information or changed circumstances at the Site.

Pursuant to the Comfort Letter Policy, the determinations in this letter are based on the nature and extent of contamination known to IDEM as of the date of this letter, as a result of review of information submitted to or otherwise reviewed by IDEM. If additional information regarding the nature and extent of contamination at the Site later becomes available, additional measures may be necessary to satisfy the reasonable steps requirements of BFPP status. In particular, if new areas of hazardous substance contamination or new types of contaminants are identified, the Prospective Purchaser must communicate this information to IDEM upon becoming aware of it and should ensure that reasonable steps are undertaken with respect to such contamination in order not to jeopardize BFPP status.

This letter shall not be construed as limiting a Prospective Purchaser's ability to rely upon any other common law or statutory defenses and/or exemptions available to it, nor shall it limit any ongoing obligations of the Prospective Purchaser that are required to maintain the status of BFPP or the benefit of the issuance of this letter. Furthermore, the terms and conditions of this letter shall be limited in application to this letter recipient (specifically, Pinnacle Properties Management Group, LLC, Midwest Commercial Investments X, LLC, SP Investments H, LLC) and this Site, and shall not be binding on IDEM at any other site.

If IDEM later discovers that the aforementioned investigations or other information submitted to IDEM was inaccurate or incomplete, the determinations made in this letter may change, the letter may be revoked, and/or IDEM may pursue any responsible party. In addition, if any acts or omission by the Prospective Purchaser exacerbates the contamination at the Site, or if the Prospective Purchaser does not implement and maintain the reasonable steps outlined in this letter, then the protection provided by the BFPP exemption may not apply. Furthermore, activities conducted at the Site subsequent to purchase that result in a new release can give rise to full liability.

In order for this letter to be given effect by IDEM, the Prospective Purchaser must record this letter and an executed ERC in the Marion County Recorder's Office. Please return a certified copy of the recorded documents to the address listed below.

Indiana Brownfields Program
100 N. Senate Avenue, Room 1275
Indianapolis, Indiana 46204
ATTN: Tracy Concannon

IDEM is pleased to assist Pinnacle Properties Management Group, LLC, Midwest Commercial Investments X, LLC, and SP Investments H, LLC with the redevelopment of the Sherman Park facility. Should you have any questions or comments, please contact Tracy Concannon toll free at 800-451-6027, ext. 3-2801, or 233-2801 or at tconcann@ifa.in.gov.

Sincerely,

Peggy Dorsey
Deputy Assistant Commissioner
Office of Land Quality

Attachments

cc: Jan Pels, U.S. EPA Region 5 (via electronic copy)
Meredith Gramelspacher, Indiana Brownfields Program (via electronic copy)
Lisa McKinney Goldner, Bose McKinney & Evans LLP
Larry Harshman, Harshman Properties Services, LLC
Tracy Concannon, Indiana Brownfields Program (via electronic copy)

Data Summary Tables

Soil, Groundwater, Sub-slab, and Indoor Air Analytical Results
above IDEM RISC RDCL or IDCL

Parcel H
Soil Analytical Results
Above RDCL or IDCL

Constituent	Units	RDCL	IDCL	H-S-1	H10-S-1	H10-S-2	H10-S-3	H13-S-1	H2-S-1	H13-S-1
Date Sampled				11/30/2007	12/4/2007	12/4/2007	12/4/2007	12/3/2007	12/3/2007	12/4/2007
Sample Depth	ft bgs			4-5	11-12	14-15	6-7	1-2	6-7	5-6
TPH (mg/kg)	mg/kg	25	330	NA	NA	NA	NA	NA	NA	NA
GRO	mg/kg	25	330	NA	<12.0	<11.5	<11.6	NA	NA	<12.4
DRO (C10-C20)	mg/kg	80	1,000	NA	17.7	16.4	<12.0	NA	NA	<12.4
DRO (C21-C36)	mg/kg	80	1,000	NA	45.0	25.3	32.2	NA	NA	<24.8
Arsenic	mg/kg	3.9	5.8	**11.0**	ND	ND	**6.30**	**7.26**	**7.85**	**11.7**
Selenium	mg/kg	5.2	53	ND	ND	ND	ND	ND	ND	ND
Benzene	ug/kg	34	350	ND	ND	ND	ND	ND	ND	ND
Carbon Tetrachloride	ug/kg	66	290	ND	**10,400**	39.9	ND	ND	ND	ND
Chloroform	ug/kg	470	4,700	ND	**1,140**	36.5	ND	ND	ND	ND
1,1-Dichloroethane	ug/kg	5,600	58,000	ND	7.64	13.8	5.60	ND	ND	ND
1,2-Dichloroethane	ug/kg	24	150	ND	ND	ND	ND	ND	ND	ND
1,1-Dichloroethene	ug/kg	58	42,000	ND	ND	ND	ND	ND	ND	ND
cis-1,2-Dichloroethene	ug/kg	400	5,800	ND	60.5	122	4.98	ND	ND	ND
Ethylbenzene	ug/kg	13,000	160,000	ND	ND	ND	ND	ND	ND	ND
Methylene Chloride	ug/kg	23	1,800	ND	ND	ND	ND	ND	ND	ND
Naphthalene	ug/kg	700	170,000	ND	ND	ND	ND	ND	ND	ND
Tetrachloroethene	ug/kg	58	640	ND	**4,790**	8.68	ND	ND	ND	ND
1,1,1-Trichloroethane	ug/kg	1,900	280,000	ND	67.3	43.2	ND	ND	ND	ND
Trichloroethene	ug/kg	57	82	ND	**15,400**	**20,000**	ND	13.4	ND	ND
1,2,4-Trimethylbenzene	ug/kg	2,500	170,000	ND	ND	ND	ND	ND	ND	ND
1,3,5-Trimethylbenzene	ug/kg	610	68,000	ND	ND	ND	ND	ND	ND	ND
Benzo(a)anthracene	ug/kg	5,000	15,000	ND	ND	ND	ND	NA	NA	ND
Benzo(b)fluoranthene	ug/kg	5,000	15,000	ND	ND	ND	ND	NA	NA	ND
Benzo(a)pyrene	ug/kg	500	1,500	ND	ND	ND	ND	NA	NA	ND
Naphthalene	ug/kg	700	170,000	ND	ND	ND	13	NA	NA	ND
Phenanthrene	ug/kg	13,000	170,000	ND	ND	ND	31	NA	NA	ND

Parcel H
Soil Analytical Results
Above RDCL or IDCL

Constituent	Units	RDCL	IDCL	HH-S-2	MW-22	SB-1D	SB-2E	SB-3A	SB-3B	SB-3C	SB-6A
Date Sampled				12/4/2007	4/22/1993	4/29/1989	5/3/1989	5/2/1989	5/2/1989	5/2/1989	4/27/1989
Sample Depth	ft bgs			11-12	19'	20-22'	10-12'	5-7'	10-12'	15-17'	5-7'
TPH (mg/kg)	mg/kg	25	330	NA	NA	NA	NA	NA	NA	NA	NA
GRO	mg/kg	25	330	<10.9	NA	NA	NA	NA	NA	NA	NA
DRO (C10-C20)	mg/kg	80	1,000	26.1	NA	NA	NA	NA	NA	NA	NA
DRO (C21-C36)	mg/kg	80	1,000	33.9	NA	NA	NA	NA	NA	NA	NA
Arsenic	mg/kg	3.9	5.8	**3.91**	NA	NA	NA	NA	NA	NA	NA
Selenium	mg/kg	5.2	53	ND	NA	NA	NA	NA	NA	NA	NA
Benzene	ug/kg	34	350	ND	NA	NA	NA	NA	NA	NA	NA
Carbon Tetrachloride	ug/kg	66	290	ND	NA	NA	NA	NA	NA	NA	NA
Chloroform	ug/kg	470	4,700	ND	NA	NA	NA	NA	NA	NA	NA
1,1-Dichloroethane	ug/kg	5,600	58,000	ND	26	ND	136	ND	ND	767	ND
1,2-Dichloroethane	ug/kg	24	150	ND	ND	**749**	ND	ND	ND	ND	ND
1,1-Dichloroethene	ug/kg	58	42,000	ND	ND	ND	ND	ND	ND	ND	ND
cis-1,2-Dichloroethene	ug/kg	400	5,800	ND	43	ND	ND	ND	ND	ND	ND
Ethylbenzene	ug/kg	13,000	160,000	ND	ND	ND	ND	ND	ND	ND	ND
Methylene Chloride	ug/kg	23	1,800	ND	NA	NA	NA	NA	NA	NA	NA
Naphthalene	ug/kg	700	170,000	ND	NA	NA	NA	NA	NA	NA	NA
Tetrachloroethene	ug/kg	58	640	ND	ND	ND	ND	ND	ND	**399**	ND
1,1,1-Trichloroethane	ug/kg	1,900	280,000	ND	ND	ND	ND	ND	ND	655	ND
Trichloroethene	ug/kg	57	82	ND	**130**	**343**	**176**	97	**3,210**	**11,000**	**4,700**
1,2,4-Trimethylbenzene	ug/kg	2,500	170,000	ND	NA	NA	NA	NA	NA	NA	NA
1,3,5-Trimethylbenzene	ug/kg	610	68,000	ND	NA	NA	NA	NA	NA	NA	NA
Benzo(a)anthracene	ug/kg	5,000	15,000	ND	NA	NA	NA	NA	NA	NA	NA
Benzo(b)fluoranthene	ug/kg	5,000	15,000	ND	NA	NA	NA	NA	NA	NA	NA
Benzo(a)pyrene	ug/kg	500	1,500	ND	NA	NA	NA	NA	NA	NA	NA
Naphthalene	ug/kg	700	170,000	ND	NA	NA	NA	NA	NA	NA	NA
Phenanthrene	ug/kg	13,000	170,000	13	NA	NA	NA	NA	NA	NA	NA

Parcel H
Soil Analytical Results
Above RDCL or IDCL

Constituent	Units	Res	Ind	SB-6B	SB-6C	SB-7A	SB-7B	SB-11A	SB-11C	HWS-WALL
Date Sampled				4/27/1989	4/27/1989	4/25/1989	4/25/1989	7/27/1989	7/29/1989	12/7/1994
Sample Depth	ft bgs			10-12'	15-17'	5-7'	10-12'	2.5-3'	6-8'	
TPH (mg/kg)	mg/kg	25	330	NA	NA	NA	NA	NA	NA	NA
GRO	mg/kg	25	330	NA	NA	NA	NA	NA	NA	NA
DRO (C10-C20)	mg/kg	80	1,000	NA	NA	NA	NA	NA	NA	NA
DRO (C21-C36)	mg/kg	80	1,000	NA	NA	NA	NA	NA	NA	NA
Arsenic	mg/kg	3.9	5.8	NA	NA	NA	NA	NA	NA	NA
Selenium	mg/kg	5.2	53	NA	NA	NA	NA	NA	NA	NA
Benzene	ug/kg	34	350	NA	NA	NA	NA	NA	NA	NA
Carbon Tetrachloride	ug/kg	66	290	NA	NA	NA	NA	NA	NA	NA
Chloroform	ug/kg	470	4,700	NA	NA	NA	NA	NA	NA	NA
1,1-Dichloroethane	ug/kg	5,600	58,000	1,020	ND	ND	ND	ND	23	1,100
1,2-Dichloroethane	ug/kg	24	150	ND	ND	ND	ND	ND	13	NA
1,1-Dichloroethene	ug/kg	58	42,000	ND	ND	ND	ND	ND	18	NA
cis-1,2-Dichloroethene	ug/kg	400	5,800	ND	ND	ND	ND	ND	ND	NA
Ethylbenzene	ug/kg	13,000	160,000	ND	ND	ND	ND	ND	ND	NA
Methylene Chloride	ug/kg	23	1,800	NA	NA	NA	NA	NA	NA	ND
Naphthalene	ug/kg	700	170,000	NA	NA	NA	NA	NA	NA	NA
Tetrachloroethene	ug/kg	58	640	ND	ND	ND	ND	ND	ND	320
1,1,1-Trichloroethane	ug/kg	1,900	280,000	ND	1,510	1,510	4,050	**10,800**	**40,300**	1,000
Trichloroethene	ug/kg	57	82	**79,300**	**179,000**	**6,260**	**172,000**	**27,500**	**168,000**	NA
1,2,4-Trimethylbenzene	ug/kg	2,500	170,000	NA	NA	NA	NA	NA	NA	NA
1,3,5-Trimethylbenzene	ug/kg	610	68,000	NA	NA	NA	NA	NA	NA	NA
Benzo(a)anthracene	ug/kg	5,000	15,000	NA	NA	NA	NA	NA	NA	NA
Benzo(b)fluoranthene	ug/kg	5,000	15,000	NA	NA	NA	NA	NA	NA	NA
Benzo(a)pyrene	ug/kg	500	1,500	NA	NA	NA	NA	NA	NA	NA
Naphthalene	ug/kg	700	170,000	NA	NA	NA	NA	NA	NA	NA
Phenanthrene	ug/kg	13,000	170,000	NA	NA	NA	NA	NA	NA	NA

Parcel H
Soil Analytical Results
Above RDCL or IDCL

Constituent	Units	Re	Ind	3 West Wall	4 West Wall	5 East Wall South	6 East Wall North	7 Bottom South
Date Sampled				12/7/1994	12/7/1994	12/7/1994	12/7/1994	12/7/1994
Sample Depth	ft bgs							
TPH (mg/kg)	mg/kg	25	330	NA	NA	NA	NA	NA
GRO	mg/kg	25	330	NA	NA	NA	NA	NA
DRO (C10-C20)	mg/kg	80	1,000	NA	NA	NA	NA	NA
DRO (C21-C36)	mg/kg	80	1,000	NA	NA	NA	NA	NA
Arsenic	mg/kg	3.9	5.8	NA	NA	NA	NA	NA
Selenium	mg/kg	5.2	53	NA	NA	NA	NA	NA
Benzene	ug/kg	34	350	NA	NA	NA	NA	NA
Carbon Tetrachloride	ug/kg	66	290	NA	NA	NA	NA	NA
Chloroform	ug/kg	470	4,700	NA	NA	NA	NA	NA
1,1-Dichloroethane	ug/kg	5,600	58,000	1,700	5,200	200	NA	NA
1,2-Dichloroethane	ug/kg	24	150	NA	NA	NA	NA	NA
1,1-Dichloroethene	ug/kg	58	42,000	NA	NA	NA	NA	NA
cis-1,2-Dichloroethene	ug/kg	400	5,800	NA	NA	NA	NA	NA
Ethylbenzene	ug/kg	13,000	160,000	NA	NA	NA	**2,500**	NA
Methylene Chloride	ug/kg	23	1,800	ND	ND	ND	ND	NA
Naphthalene	ug/kg	700	170,000	NA	NA	NA	NA	**78**
Tetrachloroethene	ug/kg	58	640	**2,200**	**5,300**	**490**	**3,200**	NA
1,1,1-Trichloroethane	ug/kg	1,900	280,000	**7,200**	**14,000**	1,700	1,400	NA
Trichloroethene	ug/kg	57	82	NA	NA	71	NA	NA
1,2,4-Trimethylbenzene	ug/kg	2,500	170,000	NA	NA	NA	NA	NA
1,3,5-Trimethylbenzene	ug/kg	610	68,000	NA	NA	NA	NA	NA
Benzo(a)anthracene	ug/kg	5,000	15,000	NA	NA	NA	NA	NA
Benzo(b)fluoranthene	ug/kg	5,000	15,000	NA	NA	NA	NA	NA
Benzo(a)pyrene	ug/kg	500	1,500	NA	NA	NA	NA	NA
Naphthalene	ug/kg	700	170,000	NA	NA	NA	NA	NA
Phenanthrene	ug/kg	13,000	170,000	NA	NA	NA	NA	NA

Parcel H
Soil Analytical Results
Above RDCL or IDCL

Constituent	Units	Res	Ind	23 Bottom North	MW-13R	SB-3	SB-201	SB-203	SB-207
Date Sampled				12/7/1994	3/5/2002	4/16/1993	11/5/2001	11/5/2001	11/8/2001
Sample Depth	ft bgs				12 ft bgs	26 ft bgs	14 ft bgs	8 ft bgs	8 ft bgs
TPH (mg/kg)	mg/kg	25	330	NA	NA	NA	NA	NA	NA
GRO	mg/kg	25	330	NA	NA	NA	NA	NA	NA
DRO (C10-C20)	mg/kg	80	1,000	NA	NA	NA	NA	NA	NA
DRO (C21-C36)	mg/kg	80	1,000	NA	NA	NA	NA	NA	NA
Arsenic	mg/kg	3.9	5.8	NA	NA	NA	0.49	ND	0.26
Selenium	mg/kg	5.2	53	NA	NA	NA	ND	ND	ND
Benzene	ug/kg	34	350	NA	ND	**150**	2	0.3	0.6
Carbon Tetrachloride	ug/kg	66	290	NA	**81**	ND	ND	ND	ND
Chloroform	ug/kg	470	4,700	NA	42	ND	ND	0.6	2
1,1-Dichloroethane	ug/kg	5,600	58,000	NA	67	260	5	66	70
1,2-Dichloroethane	ug/kg	24	150	NA	ND	ND	ND	ND	ND
1,1-Dichloroethene	ug/kg	58	42,000	NA	2.6	8.2	0.3	5	5
cis-1,2-Dichloroethene	ug/kg	400	5,800	NA	8.7	**470**	170	6	48
Ethylbenzene	ug/kg	13,000	160,000	NA	ND	ND	0.8	0.6	ND
Methylene Chloride	ug/kg	23	1,800	**68**	ND	ND	ND	ND	ND
Naphthalene	ug/kg	700	170,000	NA	NA	NA	NA	NA	NA
Tetrachloroethene	ug/kg	58	640	NA	26	ND	ND	0.4	1
1,1,1-Trichloroethane	ug/kg	1,900	280,000	NA	190	104	ND	27	110
Trichloroethene	ug/kg	57	82	NA	**200**	**420**	**88**	**860**	**8,000**
1,2,4-Trimethylbenzene	ug/kg	2,500	170,000	NA	NA	NA	NA	NA	NA
1,3,5-Trimethylbenzene	ug/kg	610	68,000	NA	NA	NA	NA	NA	NA
Benzo(a)anthracene	ug/kg	5,000	15,000	NA	NA	NA	ND	ND	ND
Benzo(b)fluoranthene	ug/kg	5,000	15,000	NA	NA	NA	ND	ND	ND
Benzo(a)pyrene	ug/kg	500	1,500	NA	NA	NA	ND	ND	ND
Naphthalene	ug/kg	700	170,000	NA	NA	NA	ND	ND	ND
Phenanthrene	ug/kg	13,000	170,000	NA	NA	NA	ND	ND	ND

Parcel H
Soil Analytical Results
Above RDCL or IDCL

Constituent	Units	RC	Ind	SB-201	SB-202	SB-209	SB-210	SB-240	SB-212
Date Sampled				11/8/2001	11/8/2001	11/8/2001	11/8/2001	10/30/2001	10/30/2001
Sample Depth	ft bgs			6 ft bgs	6 ft bgs	8 ft bgs	10 ft bgs	10 ft bgs	4 ft bgs
TPH (mg/kg)	mg/kg	25	330	NA	NA	NA	NA	NA	NA
GRO	mg/kg	25	330	NA	NA	NA	NA	NA	NA
DRO (C10-C20)	mg/kg	80	1,000	NA	NA	NA	NA	NA	NA
DRO (C21-C36)	mg/kg	80	1,000	NA	NA	NA	NA	NA	NA
Arsenic	mg/kg	3.9	5.8	0.26	0.54	0.36	2.2	**6.9**	**8.6**
Selenium	mg/kg	5.2	53	ND	ND	ND	**202**	ND	ND
Benzene	ug/kg	34	350	0.8	0.3	ND	ND	ND	ND
Carbon Tetrachloride	ug/kg	66	290	ND	ND	ND	0.9	ND	ND
Chloroform	ug/kg	470	4,700	0.6	2	0.9	2	ND	ND
1,1-Dichloroethane	ug/kg	5,600	58,000	210	18	14	19	ND	ND
1,2-Dichloroethane	ug/kg	24	150	3	ND	ND	ND	ND	ND
1,1-Dichloroethene	ug/kg	58	42,000	**180**	4	3	5	ND	ND
cis-1,2-Dichloroethene	ug/kg	400	5,800	**460**	7	8	63	ND	ND
Ethylbenzene	ug/kg	13,000	160,000	ND	ND	ND	ND	0.7	0.3
Methylene Chloride	ug/kg	23	1,800	ND	ND	ND	ND	ND	ND
Naphthalene	ug/kg	700	170,000	NA	NA	NA	NA	NA	NA
Tetrachloroethene	ug/kg	58	640	0.7	10	3	4	ND	ND
1,1,1-Trichloroethane	ug/kg	1,900	280,000	11	1,700	250	340	9	2
Trichloroethene	ug/kg	57	82	**23,000**	**14,000**	**680**	**2,400**	6	0.3
1,2,4-Trimethylbenzene	ug/kg	2,500	170,000	NA	NA	NA	NA	NA	NA
1,3,5-Trimethylbenzene	ug/kg	610	68,000	NA	NA	NA	NA	NA	NA
Benzo(a)anthracene	ug/kg	5,000	15,000	ND	ND	ND	ND	ND	ND
Benzo(b)fluoranthene	ug/kg	5,000	15,000	ND	ND	ND	ND	ND	ND
Benzo(a)pyrene	ug/kg	500	1,500	ND	ND	ND	ND	ND	ND
Naphthalene	ug/kg	700	170,000	ND	ND	ND	ND	ND	ND
Phenanthrene	ug/kg	13,000	170,000	ND	ND	ND	ND	ND	ND

Parcel H
Soil Analytical Results
Above RDCL or IDCL

Constituent	Units	RDCL	IDCL	SB-208	SB-210	SB-211	SB-215	SB-216	SB-217
Date Sampled				10/30/2001	10/30/2001	10/30/2001	10/30/2001	10/30/2001	10/31/2001
Sample Depth	ft bgs			4 ft bgs	8 ft bgs	14 ft bgs	6 ft bgs	6 ft bgs	8 ft bgs
TPH (mg/kg)	mg/kg	25	330	NA	NA	NA	NA	NA	NA
GRO	mg/kg	25	330	NA	NA	NA	NA	NA	NA
DRO (C10-C20)	mg/kg	80	1,000	NA	NA	NA	NA	NA	NA
DRO (C21-C36)	mg/kg	80	1,000	NA	NA	NA	NA	NA	NA
Arsenic	mg/kg	3.9	5.8	**6**	**30**	**9.4**	**53**	**8.2**	ND
Selenium	mg/kg	5.2	53	ND	ND	ND	ND	ND	ND
Benzene	ug/kg	34	350	ND	ND	ND	ND	ND	ND
Carbon Tetrachloride	ug/kg	66	290	ND	ND	ND	ND	ND	ND
Chloroform	ug/kg	470	4,700	ND	ND	0.5	ND	0.8	0.6
1,1-Dichloroethane	ug/kg	5,600	58,000	ND	0.7	3	ND	18	9
1,2-Dichloroethane	ug/kg	24	150	ND	ND	0.2	ND	ND	ND
1,1-Dichloroethene	ug/kg	58	42,000	ND	ND	0.5	ND	3	2
cis-1,2-Dichloroethene	ug/kg	400	5,800	1	ND	2	4	29	**1,100**
Ethylbenzene	ug/kg	13,000	160,000	ND	ND	ND	ND	ND	ND
Methylene Chloride	ug/kg	23	1,800	ND	ND	ND	9	8	ND
Naphthalene	ug/kg	700	170,000	NA	NA	NA	NA	NA	NA
Tetrachloroethene	ug/kg	58	640	ND	ND	ND	0.2	0.4	ND
1,1,1-Trichloroethane	ug/kg	1,900	280,000	ND	0.7	2	16	340	**5,400**
Trichloroethene	ug/kg	57	82	1	2	1	**85**	**1,300**	**36,000**
1,2,4-Trimethylbenzene	ug/kg	2,500	170,000	NA	NA	NA	NA	NA	NA
1,3,5-Trimethylbenzene	ug/kg	610	68,000	NA	NA	NA	NA	NA	NA
Benzo(a)anthracene	ug/kg	5,000	15,000	ND	ND	ND	ND	ND	ND
Benzo(b)fluoranthene	ug/kg	5,000	15,000	ND	ND	ND	ND	ND	ND
Benzo(a)pyrene	ug/kg	500	1,500	ND	ND	ND	ND	ND	ND
Naphthalene	ug/kg	700	170,000	ND	ND	ND	ND	ND	ND
Phenanthrene	ug/kg	13,000	170,000	ND	ND	ND	ND	ND	ND

Parcel H
Soil Analytical Results
Above RDCL or IDCL

Constituent	Units	RDCL	IDCL	SB-17	SB-16	SB-21	IB-TPH	SB-2	IB-5	IB-6
Date Sampled				10/31/2001	10/31/2001	11/1/2001				
Sample Depth	ft bgs			12 ft bgs	10 ft bgs	10 ft bgs	Cuttings			
TPH (mg/kg)	mg/kg	25	330	NA	NA	NA	**56,000**	**3,590**	**83**	**1,400**
GRO	mg/kg	25	330	NA	NA	NA	NA	NA	NA	NA
DRO (C10-C20)	mg/kg	80	1,000	NA	NA	NA	NA	NA	NA	NA
DRO (C21-C36)	mg/kg	80	1,000	NA	NA	NA	NA	NA	NA	NA
Arsenic	mg/kg	3.9	5.8	ND	ND	NA	NA	NA	NA	NA
Selenium	mg/kg	5.2	53	ND	ND	NA	NA	NA	NA	NA
Benzene	ug/kg	34	350	ND	ND	**52**	NA	NA	NA	NA
Carbon Tetrachloride	ug/kg	66	290	ND	ND	ND	NA	NA	NA	NA
Chloroform	ug/kg	470	4,700	ND	2	ND	NA	NA	NA	NA
1,1-Dichloroethane	ug/kg	5,600	58,000	ND	2	ND	NA	NA	NA	NA
1,2-Dichloroethane	ug/kg	24	150	ND	0.8	ND	NA	NA	NA	NA
1,1-Dichloroethene	ug/kg	58	42,000	ND	38	ND	NA	NA	NA	NA
cis-1,2-Dichloroethene	ug/kg	400	5,800	**550**	3	ND	NA	NA	NA	NA
Ethylbenzene	ug/kg	13,000	160,000	ND	ND	700	NA	NA	NA	NA
Methylene Chloride	ug/kg	23	1,800	ND	ND	ND	NA	NA	NA	NA
Naphthalene	ug/kg	700	170,000	NA	NA	NA	NA	NA	NA	NA
Tetrachloroethene	ug/kg	58	640	ND	ND	ND	NA	NA	NA	NA
1,1,1-Trichloroethane	ug/kg	1,900	280,000	**16,000**	**5,000**	ND	NA	NA	NA	NA
Trichloroethene	ug/kg	57	82	**80,000**	**4,900**	35	NA	NA	NA	NA
1,2,4-Trimethylbenzene	ug/kg	2,500	170,000	NA	NA	NA	NA	NA	NA	NA
1,3,5-Trimethylbenzene	ug/kg	610	68,000	NA	NA	NA	NA	NA	NA	NA
Benzo(a)anthracene	ug/kg	5,000	15,000	ND	ND	**69,000**	NA	NA	NA	NA
Benzo(b)fluoranthene	ug/kg	5,000	15,000	ND	ND	ND	NA	NA	NA	NA
Benzo(a)pyrene	ug/kg	500	1,500	ND	ND	**32,000**	NA	NA	NA	NA
Naphthalene	ug/kg	700	170,000	ND	ND	**22,000**	NA	NA	NA	NA
Phenanthrene	ug/kg	13,000	170,000	ND	ND	**110,000**	NA	NA	NA	NA

Parcel H
Soil Analytical Results
Above RDCL or IDCL

Constituent	Units	RDCL	IDCL	H2-S-1	H2-S-2	H3-S-1	H4-S-1	H5-S-1	H5-S-2	H6-S-1
Date Sampled				11/30/2007	11/27/2007	11/27/2007	12/3/2004	11/30/2007	12/3/2007	12/3/2007
Sample Depth	ft bgs			18-19	9-10	9-10	3-3.5	2-3	7-8	10-11
TPH (mg/kg)	mg/kg	25	330	NA	NA	NA	NA	NA	NA	NA
GRO	mg/kg	25	330	NA	**259**	**321**	NA	NA	NA	NA
DRO (C10-C20)	mg/kg	80	1,000	NA	**4,460**	**5,300**	NA	NA	NA	NA
DRO (C21-C36)	mg/kg	80	1,000	NA	**27,900**	**23,700**	NA	NA	NA	NA
Arsenic	mg/kg	3.9	5.8	**7.75**	NA	NA	**10.4**	**9.95**	**7.47**	**6.51**
Selenium	mg/kg	5.2	53	ND	NA	NA	ND	ND	ND	ND
Benzene	ug/kg	34	350	ND	7.72	21.7	ND	ND	ND	ND
Carbon Tetrachloride	ug/kg	66	290	ND	ND	ND	ND	ND	ND	ND
Chloroform	ug/kg	470	4,700	9.81	ND	ND	ND	ND	ND	ND
1,1-Dichloroethane	ug/kg	5,600	58,000	532	14.3	ND	ND	ND	ND	ND
1,2-Dichloroethane	ug/kg	24	150	**174**	ND	ND	ND	ND	ND	ND
1,1-Dichloroethene	ug/kg	58	42,000	**1,580**	ND	ND	ND	ND	ND	ND
cis-1,2-Dichloroethene	ug/kg	400	5,800	**664**	ND	ND	ND	ND	ND	ND
Ethylbenzene	ug/kg	13,000	160,000	ND	42.8	60.0	ND	ND	ND	ND
Methylene Chloride	ug/kg	23	1,800	17.1	ND	ND	ND	ND	ND	ND
Naphthalene	ug/kg	700	170,000	ND	128	**8,680**	ND	ND	ND	ND
Tetrachloroethene	ug/kg	58	640	12.1	ND	ND	ND	ND	ND	ND
1,1,1-Trichloroethane	ug/kg	1,900	280,000	**52,200**	ND	ND	ND	ND	ND	4.62
Trichloroethene	ug/kg	57	82	**64,000**	ND	ND	ND	ND	ND	ND
1,2,4-Trimethylbenzene	ug/kg	2,500	170,000	ND	43.4	**10,400**	ND	ND	ND	ND
1,3,5-Trimethylbenzene	ug/kg	610	68,000	ND	47.9	148	ND	ND	ND	ND
Benzo(a)anthracene	ug/kg	5,000	15,000	ND	**35,000**	**52,000**	NA	ND	ND	ND
Benzo(b)fluoranthene	ug/kg	5,000	15,000	ND	**15,000**	**18,000**	NA	20	ND	ND
Benzo(a)pyrene	ug/kg	500	1,500	ND	**29,000**	**30,000**	NA	20	ND	ND
Naphthalene	ug/kg	700	170,000	ND	**4,200**	**18,000**	NA	ND	ND	ND
Phenanthrene	ug/kg	13,000	170,000	ND	**32,000**	**68,000**	NA	ND	ND	ND

Parcel H
Soil Analytical Results
Above RDCL or IDCL

Constituent	Units	RDCL	IDCL	H1-S-1	H1-S-2	H1-S-3	H1-S-4	H2-S-1	H2-S-2	H2-S-3
Date Sampled				11/28/2007	11/28/2007	11/28/2007	11/28/2007	11/29/2007	11/30/2007	11/30/2007
Sample Depth	ft bgs			10-11	7/8	9-10	3-4	9-10	5-6	4-5
TPH (mg/kg)	mg/kg	25	330	NA	NA	NA	NA	NA	NA	NA
GRO	mg/kg	25	330	122	**11,500**	3,320	**379**	NA	NA	NA
DRO (C10-C20)	mg/kg	80	1,000	13.4	666	**121**	103	NA	NA	NA
DRO (C21-C36)	mg/kg	80	1,000	<21.6	722	55.4	243	NA	NA	NA
Arsenic	mg/kg	3.9	5.8	NA	NA	NA	NA	**6.86**	**10.9**	**10.8**
Selenium	mg/kg	5.2	53	NA	NA	NA	NA	ND	ND	ND
Benzene	ug/kg	34	350	ND	ND	ND	ND	ND	ND	ND
Carbon Tetrachloride	ug/kg	66	290	ND	ND	ND	ND	ND	ND	ND
Chloroform	ug/kg	470	4,700	14.1	ND	ND	15.0	ND	ND	ND
1,1-Dichloroethane	ug/kg	5,600	58,000	ND	ND	ND	ND	**7,400**	1,860	38.8
1,2-Dichloroethane	ug/kg	24	150	ND	ND	ND	ND	ND	ND	ND
1,1-Dichloroethene	ug/kg	58	42,000	ND	ND	ND	ND	**188**	**171**	ND
cis-1,2-Dichloroethene	ug/kg	400	5,800	ND	ND	ND	ND	**15,400**	**4,990**	ND
Ethylbenzene	ug/kg	13,000	160,000	ND	**19,500**	ND	125	ND	ND	ND
Methylene Chloride	ug/kg	23	1,800	ND	ND	ND	ND	ND	ND	ND
Naphthalene	ug/kg	700	170,000	10.6	**19,700**	1,680	16.5	ND	ND	ND
Tetrachloroethene	ug/kg	58	640	ND	ND	ND	ND	ND	ND	ND
1,1,1-Trichloroethane	ug/kg	1,900	280,000	ND	ND	ND	ND	56.5	7,440	ND
Trichloroethene	ug/kg	57	82	ND	ND	ND	ND	**3,700**	**39,900**	ND
1,2,4-Trimethylbenzene	ug/kg	2,500	170,000	5.73	**104,000**	2,360	3,470	ND	ND	ND
1,3,5-Trimethylbenzene	ug/kg	610	68,000	8.47	**37,000**	ND	**2,010**	ND	ND	ND
Benzo(a)anthracene	ug/kg	5,000	15,000	ND	69	48	420	9	1,200	96
Benzo(b)fluoranthene	ug/kg	5,000	15,000	17	100	ND	520	ND	1,500	130
Benzo(a)pyrene	ug/kg	500	1,500	ND	ND	ND	380	ND	**950**	120
Naphthalene	ug/kg	700	170,000	130	**3,400**	**2,800**	340	ND	22	15
Phenanthrene	ug/kg	13,000	170,000	ND	340	180	670	ND	600	100

Parcel H
Groundwater Analytical Results
Above RDCL or IDCL

Constituent	Units	Rec	Ind	H1-W-1	H1-W-2	H1-W-3	H2-W-1	H2-W-2	H2-W-3	H2-W-4
Date Sampled				11/28/2007	11/28/2007	11/28/2007	11/29/2007	11/30/2007	11/30/2007	11/30/2007
TPH GRO (C5-C12)	mg/L	0.22	3	<1.00	<1.00	5.04	NA	NA	NA	NA
TPH DRO (C10-C20)	mg/L	0.1	1.1	<1.00	<1.00	1.64	NA	NA	NA	NA
TPH DRO (C21-C36)	mg/L	0.1	1.1	<1.00	<1.00	<1.00	NA	NA	NA	NA
Arsenic	mg/L	0.01	0.01	NA	NA	NA	**0.0553**	**0.124**	**0.120**	**0.612**
Barium	mg/L	2	20	NA	NA	NA	0.424	0.924	3.70	**8.12**
Cadmium	mg/L	0.005	0.051	NA	NA	NA	ND	ND	0.0110	**0.0466**
Chromium	mg/L	0.1	0.31	NA	NA	NA	**0.107**	**0.190**	0.308	**0.561**
Lead	mg/L	0.015	0.042	NA	NA	NA	**0.0797**	**0.233**	0.409	**0.950**
Mercury	mg/L	0.002	0.031	NA	NA	NA	ND	ND	ND	**0.00300**
Zinc	mg/L	11	31	NA	NA	NA	NA	NA	NA	NA
Benzene	ug/L	5	52	**120**	**690**	**3,900**	ND	ND	ND	ND
Carbon tetrachloride	ug/L	5	22	ND	ND	ND	ND	ND	ND	ND
Chloroethane	ug/L	62	990	28	**250**	**67**	ND	ND	380	ND
1,1-Dichloroethane	ug/L	990	10,000	**510**	**1,200**	140	**1,700**	**2,100**	3,000	**3,300**
1,2-Dichloroethane	ug/L	5	31	<33	<56	<120	ND	**21**	ND	ND
1,1-Dichloroethene	ug/L	7	5,100	**23**	**110**	<120	**160**	**50**	2,500	**15,000**
cis-1,2-Dichloroethene	ug/L	70	1,000	**940**	**1,700**	**1,500**	**1,700**	**350**	9,300	**10,000**
trans-1,2-Dichloroethene	ug/L	100	2,000	99	39	26	79	17	510	ND
Methylene Chloride	ug/L	5	380	<33	<56	**55**	**190**	**60**	ND	ND
Naphthalene	ug/L	8.3	2,000	<33	<56	**44**	ND	ND	ND	ND
1,1,1-Trichloroethane	ug/L	200	29,000	78	**610**	<120	**300**	ND	15,000	**56,000**
Trichloroethene	ug/L	5	7.2 / 31	**1,300**	**460**	**230**	**3,000**	**1,200**	1,900	**130,000**
1,2,4-Trimethylbenzene	ug/L	16	5,100	<33	<56	47	ND	ND	ND	ND
Vinyl Chloride	ug/L	2	4	**54**	**110**	74	ND	ND	ND	ND
Benzo(a)anthracene	ug/L	1.2	3.9	ND	<0.2	<0.2	ND	ND	ND	ND
Benzo(b)fluoranthene	ug/L	1.2	3.9	ND	<0.2	0.4	ND	ND	ND	ND
Benzo(a)pyrene	ug/L	0.2	0.39	ND	<0.2	<0.2	ND	ND	ND	ND

Parcel H
Groundwater Analytical Results
Above RDCL or IDCL

Constituent	Units	RDCL	IDCL	H-W-1	H-W-2	H-W-3	H5-W-1	H5-W-2	H10-W-1	H8-W-1	H10-W-1
Date Sampled				11/27/2007	11/27/2007	11/27/2007	11/30/2007	12/3/2007	11/30/2007	11/30/2007	12/4/2007
TPH GRO (C5-C12)	mg/L	0.22	3	<1.00	<1.00	<1.00	NA	NA	NA	NA	**1.300**
TPH DRO (C10-C20)	mg/L	0.1	1.1	<1.00	<1.00	**1.75**	NA	NA	NA	NA	<1.00
TPH DRO (C21-C36)	mg/L	0.1	1.1	<1.00	<1.00	**4.95**	NA	NA	NA	NA	<1.00
Arsenic	mg/L	0.01	0.01	NA	NA	NA	**0.275**	**0.166**	**0.242**	**0.332**	**0.338**
Barium	mg/L	2	20	NA	NA	NA	**4.19**	**1.77**	**2.11**	**5.27**	**6.10**
Cadmium	mg/L	0.005	0.051	NA	NA	NA	ND	ND	**0.00839**	**0.0239**	**0.0358**
Chromium	mg/L	0.1	0.31	NA	NA	NA	**1.04**	**0.309**	**0.773**	**1.31**	**0.846**
Lead	mg/L	0.015	0.042	NA	NA	NA	**0.685**	**0.212**	**0.306**	**0.779**	**0.970**
Mercury	mg/L	0.002	0.031	NA	NA	NA	0.00198	ND	ND	**0.00241**	ND
Zinc	mg/L	11	31	NA	NA	NA	NA	NA	NA	NA	NA
Benzene	ug/L	5	52	ND	ND	ND	ND	ND	ND	ND	ND
Carbon tetrachloride	ug/L	5	22	ND	ND	ND	ND	ND	ND	ND	ND
Chloroethane	ug/L	62	990	ND	ND	ND	ND	ND	ND	ND	ND
1,1-Dichloroethane	ug/L	990	10,000	15	**1,600**	14	ND	ND	ND	0.27	ND
1,2-Dichloroethane	ug/L	5	31	ND	ND	ND	ND	ND	ND	ND	ND
1,1-Dichloroethene	ug/L	7	5,100	5.8	**320**	2.5	ND	ND	ND	0.24	ND
cis-1,2-Dichloroethene	ug/L	70	1,000	7.1	**7,400**	15	**190**	**570**	60	ND	**290**
trans-1,2-Dichloroethene	ug/L	100	2,000	ND	**480**	ND	ND	**590**	80	ND	**110**
Methylene Chloride	ug/L	5	380	**9.2**	**120**	ND	ND	ND	ND	ND	**96**
Naphthalene	ug/L	8.3	2,000	ND	ND	7.6	ND	ND	ND	ND	ND
1,1,1-Trichloroethane	ug/L	200	29,000	42	**3,000**	10	ND	ND	19	0.99	ND
Trichloroethene	ug/L	5	7.2 / 31	**560**	**4,700**	**280**	**5,100**	**5,600**	**650**	2.2	**2,100**
1,2,4-Trimethylbenzene	ug/L	16	5,100	ND	ND	5.2	ND	ND	ND	ND	ND
Vinyl Chloride	ug/L	2	4	ND	ND	ND	ND	ND	ND	ND	**24**
Benzo(a)anthracene	ug/L	1.2	3.9	ND	0.41	**7.1**	<0.2	ND	ND	ND	ND
Benzo(b)fluoranthene	ug/L	1.2	3.9	ND	<0.2	**1.4**	0.44	ND	ND	ND	ND
Benzo(a)pyrene	ug/L	0.2	0.39	ND	**0.28**	**3.7**	<0.2	ND	ND	ND	ND

Parcel H
Groundwater Analytical Results
Above RDCL or IDCL

Constituent	Units	Res.	Ind.	B-6	SB-7	SB-8	SB-10	W-2	W-2	W-2	W-2	W-2
Date Sampled							4/16/1993	8/16/1989	2/12/1991	5/2/2002	5/2/2002	7/13/2004
TPH GRO (C5-C12)	mg/L	0.22	3	NA	NA	NA	NA	NA	NA	NA	NA	NA
TPH DRO (C10-C20)	mg/L	0.1	1.1	NA	NA	NA	NA	NA	NA	NA	NA	NA
TPH DRO (C21-C36)	mg/L	0.1	1.1	NA	NA	NA	NA	NA	NA	NA	NA	NA
Arsenic	mg/L	0.01	0.01	NA	NA	NA	NA	NA	NA	NA	NA	NA
Barium	mg/L	2	20	NA	NA	NA	NA	NA	NA	NA	NA	NA
Cadmium	mg/L	0.005	0.051	NA	NA	NA	NA	ND	NA	NA	NA	NA
Chromium	mg/L	0.1	0.31	NA	NA	NA	NA	NA	NA	NA	NA	NA
Lead	mg/L	0.015	0.042	NA	NA	NA	NA	ND	NA	NA	NA	NA
Mercury	mg/L	0.002	0.031	NA	NA	NA	NA	NA	NA	NA	NA	NA
Zinc	mg/L	11	31	NA	NA	NA	NA	NA	NA	NA	NA	NA
Benzene	ug/L	5	52	ND	ND	ND	**500**	**96**	**76**	**410**	**580**	ND
Carbon tetrachloride	ug/L	5	22	ND	ND	ND	ND	ND	ND	ND	ND	ND
Chloroethane	ug/L	62	990	ND	ND	ND	**190**	**3,200**	**4,000**	**1,400**	**1,700**	ND
1,1-Dichloroethane	ug/L	990	10,000	ND	ND	ND	**3,900**	43	352	240	440	110
1,2-Dichloroethane	ug/L	5	31	ND	ND	ND	ND	**10**	**10**	ND	ND	ND
1,1-Dichloroethene	ug/L	7	5,100	ND	ND	ND	**45**	ND	**15**	**29**	44	**110**
cis-1,2-Dichloroethene	ug/L	70	1,000	ND	ND	ND	**4,600**	NA	12	**3,200**	**4,200**	**260**
trans-1,2-Dichloroethene	ug/L	100	2,000	ND	ND	ND	87	NA	15	18	24	ND
Methylene Chloride	ug/L	5	380	ND	ND	ND	ND	**6.0**	**28**	ND	ND	ND
Naphthalene	ug/L	8.3	2,000	ND	ND	ND	ND	NA	NA	NA	NA	NA
1,1,1-Trichloroethane	ug/L	200	29,000	**7,980**	**3,490**	4	72	19	**320**	**310**	**520**	**3,900**
Trichloroethene	ug/L	5	7.2 / 31	**113,000**	**12,500**	**869**	**1,100**	**32**	**84**	**280**	**350**	**4,300**
1,2,4-Trimethylbenzene	ug/L	16	5,100	ND	ND	ND	ND	NA	NA	NA	NA	NA
Vinyl Chloride	ug/L	2	4	ND	ND	ND	**185**	**9**	**57**	**890**	**1,300**	ND
Benzo(a)anthracene	ug/L	1.2	3.9	NA	NA	NA	NA	NA	NA	NA	NA	NA
Benzo(b)fluoranthene	ug/L	1.2	3.9	NA	NA	NA	NA	NA	NA	NA	NA	NA
Benzo(a)pyrene	ug/L	0.2	0.39	NA	NA	NA	NA	NA	NA	NA	NA	NA

Parcel H
Groundwater Analytical Results
Above RDCL or IDCL

Constituent	Units	RCS	Ind	W-2	W-2	W-2	W-2	W-3	W-3	W-3	W-4
Date Sampled				8/11/2004	12/30/2004	4/22/2005	10/25/2005	8/16/1989	8/16/1989	6/27/1992	8/16/1989
TPH GRO (C5-C12)	mg/L	0.22	3	NA	NA	NA	NA	NA	NA	NA	NA
TPH DRO (C10-C20)	mg/L	0.1	1.1	NA	NA	NA	NA	NA	NA	NA	NA
TPH DRO (C21-C36)	mg/L	0.1	1.1	NA	NA	NA	NA	NA	NA	NA	NA
Arsenic	mg/L	0.01	0.01	NA	NA	NA	NA	NA	NA	NA	NA
Barium	mg/L	2	20	NA	NA	NA	NA	NA	NA	NA	NA
Cadmium	mg/L	0.005	0.051	NA	NA	NA	NA	NA	NA	ND	NA
Chromium	mg/L	0.1	0.31	NA	NA	NA	NA	ND	NA	ND	ND
Lead	mg/L	0.015	0.042	NA	NA	NA	NA	NA	NA	NA	NA
Mercury	mg/L	0.002	0.031	NA	NA	NA	NA	0.006	NA	**0.019**	0.006
Zinc	mg/L	11	31	NA	NA	NA	NA	NA	NA	NA	NA
Benzene	ug/L	5	52	ND	ND	ND	ND	NA	NA	NA	NA
Carbon tetrachloride	ug/L	5	22	ND	ND	ND	ND	ND	ND	ND	ND
Chloroethane	ug/L	62	990	ND	ND	ND	ND	ND	ND	ND	ND
1,1-Dichloroethane	ug/L	990	10,000	140	150	**310**	ND	**280**	**210**	ND	**136**
1,2-Dichloroethane	ug/L	5	31	ND	ND	180	240	ND	ND	ND	3
1,1-Dichloroethene	ug/L	7	5,100	ND	ND	ND	ND	ND	ND	ND	ND
cis-1,2-Dichloroethene	ug/L	70	1,000	**110**	**100**	**140**	**120**	ND	ND	ND	ND
trans-1,2-Dichloroethene	ug/L	100	2,000	**300**	**310**	**480**	**570**	NA	NA	ND	ND
Methylene Chloride	ug/L	5	380	ND	ND	ND	ND	NA	NA	ND	ND
Naphthalene	ug/L	8.3	2,000	ND	ND	ND	ND	ND	ND	ND	ND
1,1,1-Trichloroethane	ug/L	200	29,000	NA	NA	NA	NA	NA	NA	ND	ND
Trichloroethene	ug/L	5	7.2 / 31	**4,600**	**4,500**	**4,900**	**5,200**	7	6.0	ND	10
1,2,4-Trimethylbenzene	ug/L	16	5,100	**5,200**	**4,700**	**5,000**	**5,600**	ND	ND	ND	5
Vinyl Chloride	ug/L	2	4	NA	NA	NA	NA	NA	NA	ND	ND
Benzo(a)anthracene	ug/L	1.2	3.9	ND	ND	ND	ND	ND	ND	ND	ND
Benzo(b)fluoranthene	ug/L	1.2	3.9	NA	NA	NA	NA	NA	NA	NA	NA
Benzo(a)pyrene	ug/L	0.2	0.39	NA	NA	NA	NA	NA	NA	NA	NA

Parcel H
Groundwater Analytical Results
Above RDCL or IDCL

Constituent	Units	Tier 1	Tier 2	W-1	W-4	A-1	W-7	W-8D	W-8D	W-8D	W-8D
Date Sampled				2/12/1991	6/28/1992	1/9/2001	5/1/2002	5/2/2002	12/30/2004	4/22/2005	10/25/2005
TPH GRO (C5-C12)	mg/L	0.22	3	NA	NA	NA	NA	NA	NA	NA	NA
TPH DRO (C10-C20)	mg/L	0.1	1.1	NA	NA	NA	NA	NA	NA	NA	NA
TPH DRO (C21-C36)	mg/L	0.1	1.1	NA	NA	NA	NA	NA	NA	NA	NA
Arsenic	mg/L	0.01	0.01	NA	NA	NA	NA	NA	NA	NA	NA
Barium	mg/L	2	20	NA	ND	NA	NA	NA	NA	NA	NA
Cadmium	mg/L	0.005	0.051	NA	**0.005**	NA	NA	NA	NA	NA	NA
Chromium	mg/L	0.1	0.31	NA	NA	NA	NA	NA	NA	NA	NA
Lead	mg/L	0.015	0.042	NA	ND	NA	NA	NA	NA	NA	NA
Mercury	mg/L	0.002	0.031	NA	NA	NA	NA	NA	NA	NA	NA
Zinc	mg/L	11	31	NA	NA	NA	NA	NA	NA	NA	NA
Benzene	ug/L	5	52	ND	ND	ND	ND	ND	ND	ND	ND
Carbon tetrachloride	ug/L	5	22	ND	ND	ND	ND	ND	ND	ND	ND
Chloroethane	ug/L	62	990	**71**	24	4.7	ND	ND	ND	0.51	ND
1,1-Dichloroethane	ug/L	990	10,000	160	285	49	ND	45	45	44	44
1,2-Dichloroethane	ug/L	5	31	**5.0**	**9.0**	4.9	7.1	0.77	ND	0.79	ND
1,1-Dichloroethene	ug/L	7	5,100	3.0	ND	2.9	ND	0.91	ND	0.59	ND
cis-1,2-Dichloroethene	ug/L	70	1,000	**110**	ND	**200**	**570**	62	**74**	68	**78**
trans-1,2-Dichloroethene	ug/L	100	2,000	3.0	ND	7.6	ND	0.65	1.5	1.2	1.6
Methylene Chloride	ug/L	5	380	ND	ND	ND	ND	ND	ND	ND	ND
Naphthalene	ug/L	8.3	2,000	ND	ND	ND	ND	ND	ND	ND	ND
1,1,1-Trichloroethane	ug/L	200	29,000	79	159	18	**260**	ND	ND	ND	ND
Trichloroethene	ug/L	5	7.2 / 31	**280**	**342**	**78**	**120**	**12**	1.6	0.99	1.2
1,2,4-Trimethylbenzene	ug/L	16	5,100	ND	ND	ND	ND	ND	ND	ND	ND
Vinyl Chloride	ug/L	2	4	**64.0**	ND	**56**	**140**	1.8	**3.3**	**3.0**	**2.5**
Benzo(a)anthracene	ug/L	1.2	3.9	NA	NA	NA	NA	NA	NA	NA	NA
Benzo(b)fluoranthene	ug/L	1.2	3.9	NA	NA	NA	NA	NA	NA	NA	NA
Benzo(a)pyrene	ug/L	0.2	0.39	NA	NA	NA	NA	NA	NA	NA	NA

Parcel H
Groundwater Analytical Results
Above RDCL or IDCL

Constituent	Units	RDCL	IDCL	W-9	W-9	W-9	W-9	W-11D	W-11D	W-11D	W-11D
Date Sampled				2/12/1991	6/27/1992	7/22/792	1/9/2001	2/12/1991	6/28/1992	7/23/1992	1/9/2001
TPH GRO (C5-C12)	mg/L	0.22	3	NA	NA	NA	NA	NA	NA	NA	NA
TPH DRO (C10-C20)	mg/L	0.1	1.1	NA	NA	NA	NA	NA	NA	NA	NA
TPH DRO (C21-C36)	mg/L	0.1	1.1	NA	NA	NA	NA	NA	NA	NA	NA
Arsenic	mg/L	0.01	0.01	NA	NA	NA	NA	NA	NA	NA	NA
Barium	mg/L	2	20	NA	ND	NA	NA	NA	0.18	NA	NA
Cadmium	mg/L	0.005	0.051	NA	ND	NA	NA	NA	ND	NA	NA
Chromium	mg/L	0.1	0.31	NA	NA	NA	NA	NA	ND	NA	NA
Lead	mg/L	0.015	0.042	NA	0.007	NA	NA	NA	0.012	NA	NA
Mercury	mg/L	0.002	0.031	NA	NA	NA	NA	NA	NA	NA	NA
Zinc	mg/L	11	31	NA	NA	NA	NA	NA	NA	NA	NA
Benzene	ug/L	5	52	ND	ND	ND	ND	ND	ND	ND	ND
Carbon tetrachloride	ug/L	5	22	ND	ND	ND	ND	75	ND	ND	ND
Chloroethane	ug/L	62	990	84	ND	ND	39	390	ND	ND	ND
1,1-Dichloroethane	ug/L	990	10,000	2.2	ND	ND	ND	790	1,185	965	1,800
1,2-Dichloroethane	ug/L	5	31	ND	ND	ND	2.0	13	ND	9.2	ND
1,1-Dichloroethene	ug/L	7	5,100	7.4	ND	ND	ND	5.4	ND	30.6	28
cis-1,2-Dichloroethene	ug/L	70	1,000	12	ND	20	74	540	ND	680	1,100
trans-1,2-Dichloroethene	ug/L	100	2,000	ND	ND	5.5	3.9	5.4	ND	6.6	28
Methylene Chloride	ug/L	5	380	ND	ND	ND	ND	ND	ND	ND	ND
Naphthalene	ug/L	8.3	2,000	ND	ND	ND	ND	ND	ND	ND	ND
1,1,1-Trichloroethane	ug/L	200	29,000	ND	ND	ND	ND	560	819	805	410
Trichloroethene	ug/L	5	7.2 / 31	270	68	62.9	ND	1,100	1,047	885	19
1,2,4-Trimethylbenzene	ug/L	16	5,100	ND	ND	ND	ND	ND	ND	ND	ND
Vinyl Chloride	ug/L	2	4	15	ND	27.1	44	ND	ND	49.9	11
Benzo(a)anthracene	ug/L	1.2	3.9	NA	NA	NA	NA	NA	NA	NA	NA
Benzo(b)fluoranthene	ug/L	1.2	3.9	NA	NA	NA	NA	NA	NA	NA	NA
Benzo(a)pyrene	ug/L	0.2	0.39	NA	NA	NA	NA	NA	NA	NA	NA

Parcel H
Groundwater Analytical Results
Above RDCL or IDCL

Constituent	Units	RDCL	IDCL	MW-11D	MW-11D	MW-11D	MW-11D	MW-11D	MW-11D	MW-32	MW-32	MW-32
Date Sampled				5/4/2002	4/22/2005	4/22/2005	10/25/2005	10/25/2005	4/22/1993	4/22/1993	4/22/1993
TPH GRO (C5-C12)	mg/L	0.22	3	NA	NA	NA	NA	NA	NA	NA	NA
TPH DRO (C10-C20)	mg/L	0.1	1.1	NA	NA	NA	NA	NA	NA	NA	NA
TPH DRO (C21-C36)	mg/L	0.1	1.1	NA	NA	NA	NA	NA	NA	NA	NA
Arsenic	mg/L	0.01	0.01	NA	NA	NA	NA	NA	NA	NA	NA
Barium	mg/L	2	20	NA	NA	NA	NA	NA	NA	NA	NA
Cadmium	mg/L	0.005	0.051	NA	NA	NA	NA	NA	NA	NA	NA
Chromium	mg/L	0.1	0.31	NA	NA	NA	NA	NA	NA	NA	NA
Lead	mg/L	0.015	0.042	NA	NA	NA	NA	NA	NA	NA	NA
Mercury	mg/L	0.002	0.031	NA	NA	NA	NA	NA	NA	NA	NA
Zinc	mg/L	11	31	NA	NA	NA	NA	NA	NA	NA	NA
Benzene	ug/L	5	52	ND	ND	ND	ND	ND	0.5	34	0.4
Carbon tetrachloride	ug/L	5	22	ND	ND	ND	ND	ND	ND	ND	ND
Chloroethane	ug/L	62	990	ND	ND	ND	ND	ND	109	58	83
1,1-Dichloroethane	ug/L	990	10,000	2,600	780	840	660	660	610	3,900	13.
1,2-Dichloroethane	ug/L	5	31	ND	ND	ND	ND	ND	5.3	31	ND
1,1-Dichloroethene	ug/L	7	5,100	43	2.5	3.6	3.4	3.4	7.2	110	ND
cis-1,2-Dichloroethene	ug/L	70	1,000	1,800	300	310	310	340	29.5	1,100	4.7
trans-1,2-Dichloroethene	ug/L	100	2,000	53	10	8.9	10	10	2.0	41	ND
Methylene Chloride	ug/L	5	380	ND	ND	ND	ND	ND	ND	ND	ND
Naphthalene	ug/L	8.3	2,000	ND	ND	ND	ND	ND	NA	NA	NA
1,1,1-Trichloroethane	ug/L	200	29,000	420	ND	ND	44	46	560	5,900	15
Trichloroethene	ug/L	5	7.2 / 31	18	ND	2.5	2.6	3.1	94	2,400	9.8
1,2,4-Trimethylbenzene	ug/L	16	5,100	ND	ND	ND	ND	ND	NA	NA	NA
Vinyl Chloride	ug/L	2	4	ND	8.0	7.3	6.1	6.0	ND	26	17
Benzo(a)anthracene	ug/L	1.2	3.9	NA	NA	NA	NA	NA	NA	NA	NA
Benzo(b)fluoranthene	ug/L	1.2	3.9	NA	NA	NA	NA	NA	NA	NA	NA
Benzo(a)pyrene	ug/L	0.2	0.39	NA	NA	NA	NA	NA	NA	NA	NA

Parcel H
Groundwater Analytical Results
Above RDCL or IDCL

Constituent	Units	Res	Ind	MW-132	MW-132	MW-132	MW-132	MW-132	MW-132	MW-132
Date Sampled				12/13/2001	5/2/2002	5/2/2002	7/14/2004	8/11/2004	12/30/2004	4/22/2005
TPH GRO (C5-C12)	mg/L	0.22	3	NA	NA	NA	NA	NA	NA	NA
TPH DRO (C10-C20)	mg/L	0.1	1.1	NA	NA	NA	NA	NA	NA	NA
TPH DRO (C21-C36)	mg/L	0.1	1.1	NA	NA	NA	NA	NA	NA	NA
Arsenic	mg/L	0.01	0.01	NA	NA	NA	NA	NA	NA	NA
Barium	mg/L	2	20	0.109	NA	NA	NA	NA	NA	NA
Cadmium	mg/L	0.005	0.051	ND	NA	NA	NA	NA	NA	NA
Chromium	mg/L	0.1	0.31	ND	NA	NA	NA	NA	NA	NA
Lead	mg/L	0.015	0.042	ND	NA	NA	NA	NA	NA	NA
Mercury	mg/L	0.002	0.031	NA	NA	NA	NA	NA	NA	NA
Zinc	mg/L	11	31	NA	NA	NA	NA	NA	NA	NA
Benzene	ug/L	5	52	ND	ND	ND	ND	ND	ND	ND
Carbon tetrachloride	ug/L	5	22	ND	ND	ND	ND	ND	ND	ND
Chloroethane	ug/L	62	990	ND	ND	ND	ND	ND	ND	ND
1,1-Dichloroethane	ug/L	990	10,000	980	720	800	620	690	630	630
1,2-Dichloroethane	ug/L	5	31	ND	ND	ND	ND	ND	ND	ND
1,1-Dichloroethene	ug/L	7	5,100	ND	32	43	24	31	40	25
cis-1,2-Dichloroethene	ug/L	70	1,000	**2,000**	**1,800**	**1,800**	**3,300**	**1,300**	**1,400**	**1,500**
trans-1,2-Dichloroethene	ug/L	100	2,000	52	50	59	54	43	42	46
Methylene Chloride	ug/L	5	380	ND	ND	ND	ND	ND	ND	ND
Naphthalene	ug/L	8.3	2,000	ND	ND	ND	ND	ND	ND	ND
1,1,1-Trichloroethane	ug/L	200	29,000	62	33	45	ND	ND	ND	ND
Trichloroethene	ug/L	5	7.2 / 31	**4,900**	**3,800**	**4,400**	**1,400**	**3,800**	**3,400**	**3,800**
1,2,4-Trimethylbenzene	ug/L	16	5,100	ND	ND	ND	ND	ND	ND	ND
Vinyl Chloride	ug/L	2	4	ND	ND	ND	150	ND	ND	ND
Benzo(a)anthracene	ug/L	1.2	3.9	NA	NA	NA	NA	NA	NA	NA
Benzo(b)fluoranthene	ug/L	1.2	3.9	NA	NA	NA	NA	NA	NA	NA
Benzo(a)pyrene	ug/L	0.2	0.39	NA	NA	NA	NA	NA	NA	NA

Parcel H
Groundwater Analytical Results
Above RDCL or IDCL

Constituent	Units	RDCL	IDCL	MW-132	MW-133	MW-133	MW-133	MW-133	MW-133	MW-133
Date Sampled				10/25/2005	12/13/2001	5/2/2002	5/2/2002	5/2/2002	7/14/2004	8/11/2004
TPH GRO (C5-C12)	mg/L	0.22	3	NA	NA	NA	NA	NA	NA	NA
TPH DRO (C10-C20)	mg/L	0.1	1.1	NA	NA	NA	NA	NA	NA	NA
TPH DRO (C21-C36)	mg/L	0.1	1.1	NA	NA	NA	NA	NA	NA	NA
Arsenic	mg/L	0.01	0.01	NA	NA	NA	NA	NA	NA	NA
Barium	mg/L	2	20	NA	0.124	NA	NA	NA	NA	NA
Cadmium	mg/L	0.005	0.051	NA	ND	NA	NA	NA	NA	NA
Chromium	mg/L	0.1	0.31	NA	ND	NA	NA	NA	NA	NA
Lead	mg/L	0.015	0.042	NA	ND	NA	NA	NA	NA	NA
Mercury	mg/L	0.002	0.031	NA	NA	NA	NA	NA	NA	NA
Zinc	mg/L	11	31	NA	ND	NA	NA	NA	NA	NA
Benzene	ug/L	5	52	ND	ND	ND	ND	ND	ND	ND
Carbon tetrachloride	ug/L	5	22	ND	ND	ND	ND	ND	ND	ND
Chloroethane	ug/L	62	990	ND	ND	ND	ND	ND	ND	ND
1,1-Dichloroethane	ug/L	990	10,000	430	ND	ND	ND	ND	ND	ND
1,2-Dichloroethane	ug/L	5	31	ND	ND	ND	ND	ND	16	8.8
1,1-Dichloroethene	ug/L	7	5,100	ND	3,500	2,700	2,800	2,100	560	850
cis-1,2-Dichloroethene	ug/L	70	1,000	1,200	93	82	83	34	ND	21
trans-1,2-Dichloroethene	ug/L	100	2,000	46	130	76	98	110	21	32
Methylene Chloride	ug/L	5	380	ND	12,000	12,000	13,000	7,200	1,400	3,700
Naphthalene	ug/L	8.3	2,000	ND	200	150	210	130	44	57
1,1,1-Trichloroethane	ug/L	200	29,000	25	ND	ND	ND	ND	ND	ND
Trichloroethene	ug/L	5	7.2 / 31	3,400	ND	ND	ND	ND	21	ND
1,2,4-Trimethylbenzene	ug/L	16	5,100	ND	4,100	3,300	3,700	3,800	3,500	1,400
Vinyl Chloride	ug/L	2	4	ND	900	880	980	390	ND	180
Benzo(a)anthracene	ug/L	1.2	3.9	NA	NA	NA	NA	NA	NA	NA
Benzo(b)fluoranthene	ug/L	1.2	3.9	NA	NA	NA	NA	NA	NA	NA
Benzo(a)pyrene	ug/L	0.2	0.39	NA	NA	NA	NA	NA	NA	NA

Parcel H
Groundwater Analytical Results
Above RDCL or IDCL

Constituent	Units	RDCL	IDCL	MW-163	MW-163	MW-163	MW-163	MW-163	MW-163	MW-163
Date Sampled				12/30/2004	4/22/2005	10/25/2005	12/14/2001	5/2/2002	7/14/2004	7/14/2004
TPH GRO (C5-C12)	mg/L	0.22	3	NA	NA	NA	NA	NA	NA	NA
TPH DRO (C10-C20)	mg/L	0.1	1.1	NA	NA	NA	NA	NA	NA	NA
TPH DRO (C21-C36)	mg/L	0.1	1.1	NA	NA	NA	NA	NA	NA	NA
Arsenic	mg/L	0.01	0.01	NA	NA	NA	NA	NA	NA	NA
Barium	mg/L	2	20	NA	NA	NA	0.219	NA	NA	NA
Cadmium	mg/L	0.005	0.051	NA	NA	NA	ND	NA	NA	NA
Chromium	mg/L	0.1	0.31	NA	NA	NA	ND	NA	NA	NA
Lead	mg/L	0.015	0.042	NA	NA	NA	ND	NA	NA	NA
Mercury	mg/L	0.002	0.031	NA	NA	NA	NA	NA	NA	NA
Zinc	mg/L	11	31	NA	NA	NA	ND	NA	NA	NA
Benzene	ug/L	5	52	ND	ND	ND	ND	ND	ND	ND
Carbon tetrachloride	ug/L	5	22	ND	2.2	ND	ND	ND	ND	ND
Chloroethane	ug/L	62	990	ND	ND	ND	ND	ND	ND	ND
1,1-Dichloroethane	ug/L	990	10,000	ND	ND	ND	ND	ND	ND	61
1,2-Dichloroethane	ug/L	5	31	ND	ND	ND	ND	ND	50	40
1,1-Dichloroethene	ug/L	7	5,100	870	830	**1,700**	**2,000**	**1,700**	**1,700**	**1,600**
cis-1,2-Dichloroethene	ug/L	70	1,000	ND	9.3	ND	140	120	170	160
trans-1,2-Dichloroethene	ug/L	100	2,000	34	40	64	ND	ND	ND	ND
Methylene Chloride	ug/L	5	380	**2,800**	**2,400**	**3,700**	**16,000**	**16,000**	**12,000**	**14,000**
Naphthalene	ug/L	8.3	2,000	63	74	**100**	**180**	**200**	**120**	**150**
1,1,1-Trichloroethane	ug/L	200	29,000	ND	ND	ND	ND	ND	ND	ND
Trichloroethene	ug/L	5	7.2/31	ND	ND	ND	ND	ND	ND	ND
1,2,4-Trimethylbenzene	ug/L	16	5,100	**1,100**	**960**	**1,400**	ND	ND	ND	ND
Vinyl Chloride	ug/L	2	4	**100**	**110**	**40**	**2,100**	**2,200**	**1,500**	**2,000**
Benzo(a)anthracene	ug/L	1.2	3.9	NA	NA	NA	NA	NA	NA	NA
Benzo(b)fluoranthene	ug/L	1.2	3.9	NA	NA	NA	NA	NA	NA	NA
Benzo(a)pyrene	ug/L	0.2	0.39	NA	NA	NA	NA	NA	NA	NA

Parcel H
Groundwater Analytical Results
Above RDCL or IDCL

Constituent	Units	Res	Ind	MW-163	MW-163	MW-163	MW-163	MW-163	MW-163	MW-163
Date Sampled				8/11/2004	8/11/2004	12/30/2004	12/30/2004	4/22/2005	4/22/2005	10/25/2005
TPH GRO (C5-C12)	mg/L	0.22	3	NA	NA	NA	NA	NA	NA	NA
TPH DRO (C10-C20)	mg/L	0.1	1.1	NA	NA	NA	NA	NA	NA	NA
TPH DRO (C21-C36)	mg/L	0.1	1.1	NA	NA	NA	NA	NA	NA	NA
Arsenic	mg/L	0.01	0.01	NA	NA	NA	NA	NA	NA	NA
Barium	mg/L	2	20	NA	NA	NA	NA	NA	NA	NA
Cadmium	mg/L	0.005	0.051	NA	NA	NA	NA	NA	NA	NA
Chromium	mg/L	0.1	0.31	NA	NA	NA	NA	NA	NA	NA
Lead	mg/L	0.015	0.042	NA	NA	NA	NA	NA	NA	NA
Mercury	mg/L	0.002	0.031	NA	NA	NA	NA	NA	NA	NA
Zinc	mg/L	11	31	NA	NA	NA	NA	NA	NA	NA
Benzene	ug/L	5	52	ND	ND	ND	ND	ND	ND	ND
Carbon tetrachloride	ug/L	5	22	ND	ND	ND	ND	ND	ND	ND
Chloroethane	ug/L	62	990	ND	ND	ND	ND	ND	ND	ND
1,1-Dichloroethane	ug/L	990	10,000	ND	ND	ND	ND	ND	61	ND
1,2-Dichloroethane	ug/L	5	31	44	39	ND	ND	ND	ND	ND
1,1-Dichloroethene	ug/L	7	5,100	**1,900**	**2,000**	**2,100**	**2,200**	**2,100**	**1,800**	**1,700**
cis-1,2-Dichloroethene	ug/L	70	1,000	**180**	**190**	**180**	**170**	ND	**160**	**150**
trans-1,2-Dichloroethene	ug/L	100	2,000	ND	ND	ND	ND	ND	ND	ND
Methylene Chloride	ug/L	5	380	**14,000**	**13,000**	**14,000**	**15,000**	**16,000**	**14,000**	**14,000**
Naphthalene	ug/L	8.3	2,000	**150**	**120**	**140**	**170**	**140**	**150**	**150**
1,1,1-Trichloroethane	ug/L	200	29,000	ND	ND	ND	ND	ND	ND	ND
Trichloroethene	ug/L	5	7.2 / 31	34	ND	ND	ND	ND	ND	ND
1,2,4-Trimethylbenzene	ug/L	16	5,100	ND	ND	ND	ND	ND	ND	ND
Vinyl Chloride	ug/L	2	4	**1,700**	**1,600**	**1,700**	**1,700**	**2,200**	**2,800**	**2,400**
Benzo(a)anthracene	ug/L	1.2	3.9	NA	NA	NA	NA	NA	NA	NA
Benzo(b)fluoranthene	ug/L	1.2	3.9	NA	NA	NA	NA	NA	NA	NA
Benzo(a)pyrene	ug/L	0.2	0.39	NA	NA	NA	NA	NA	NA	NA

Parcel H
Groundwater Analytical Results
Above RDCL or IDCL

Constituent	Units	Res	Ind	MW-16	MW-22	MW-24	MW-27	MW-27A	MW-29	MW-30	MW-31
Date Sampled				10/25/2005	4/30/2002	4/30/2002	7/13/2004	8/11/2004	12/30/2004	7/13/2004	8/11/2004
TPH GRO (C5-C12)	mg/L	0.22	3	NA	NA	NA	NA	NA	NA	NA	NA
TPH DRO (C10-C20)	mg/L	0.1	1.1	NA	NA	NA	NA	NA	NA	NA	NA
TPH DRO (C21-C36)	mg/L	0.1	1.1	NA	NA	NA	NA	NA	NA	NA	NA
Arsenic	mg/L	0.01	0.01	NA	NA	NA	NA	NA	NA	NA	NA
Barium	mg/L	2	20	NA	NA	0.356	NA	NA	NA	NA	NA
Cadmium	mg/L	0.005	0.051	NA	NA	ND	NA	NA	NA	NA	NA
Chromium	mg/L	0.1	0.31	NA	NA	ND	NA	NA	NA	NA	NA
Lead	mg/L	0.015	0.042	NA	NA	ND	NA	NA	NA	NA	NA
Mercury	mg/L	0.002	0.031	NA	NA	NA	NA	NA	NA	NA	NA
Zinc	mg/L	11	31	NA	NA	**25.4**	NA	NA	NA	NA	NA
Benzene	ug/L	5	52	ND	2.6	5.8	ND	6.1	ND	**120**	**160**
Carbon tetrachloride	ug/L	5	22	ND	ND	ND	ND	ND	ND	ND	ND
Chloroethane	ug/L	62	990	ND	ND	ND	ND	ND	ND	**330**	**410**
1,1-Dichloroethane	ug/L	990	10,000	ND	ND	ND	ND	ND	ND	**1,300**	**1,600**
1,2-Dichloroethane	ug/L	5	31	ND	ND	1.1	ND	ND	ND	**11**	**16**
1,1-Dichloroethene	ug/L	7	5,100	**1,600**	ND	ND	ND	ND	ND	ND	**22**
cis-1,2-Dichloroethene	ug/L	70	1,000	**150**	ND	ND	ND	ND	ND	**1,400**	**1,700**
trans-1,2-Dichloroethene	ug/L	100	2,000	ND	ND	ND	ND	ND	ND	38	52
Methylene Chloride	ug/L	5	380	**13,000**	ND	ND	ND	ND	ND	ND	ND
Naphthalene	ug/L	8.3	2,000	**140**	ND	ND	ND	ND	ND	NA	NA
1,1,1-Trichloroethane	ug/L	200	29,000	ND	ND	2.6	ND	ND	ND	**840**	**740**
Trichloroethene	ug/L	5	7.2/31	ND	ND	ND	ND	ND	ND	**100**	**110**
1,2,4-Trimethylbenzene	ug/L	16	5,100	ND	ND	ND	ND	ND	ND	NA	NA
Vinyl Chloride	ug/L	2	4	**2,200**	**3.5**	**2.2**	**4.0**	**4.7**	**2.9**	**100**	**160**
Benzo(a)anthracene	ug/L	1.2	3.9	NA	NA	NA	NA	NA	NA	NA	NA
Benzo(b)fluoranthene	ug/L	1.2	3.9	NA	NA	NA	NA	NA	NA	NA	NA
Benzo(a)pyrene	ug/L	0.2	0.39	NA	NA	NA	NA	NA	NA	NA	NA

Parcel H
Groundwater Analytical Results
Above RDCL or IDCL

Constituent	Units	RDCL	IDCL	MW-311	MW-311	MW-311	MW-312	MW-312	MW-312	MW-312
Date Sampled				12/30/2004	4/22/2005	10/25/2005	7/14/2004	8/11/2004	12/30/2004	4/22/2005
TPH GRO (C5-C12)	mg/L	0.22	3	NA	NA	NA	NA	NA	NA	NA
TPH DRO (C10-C20)	mg/L	0.1	1.1	NA	NA	NA	NA	NA	NA	NA
TPH DRO (C21-C36)	mg/L	0.1	1.1	NA	NA	NA	NA	NA	NA	NA
Arsenic	mg/L	0.01	0.01	NA	NA	NA	NA	NA	NA	NA
Barium	mg/L	2	20	NA	NA	NA	NA	NA	NA	NA
Cadmium	mg/L	0.005	0.051	NA	NA	NA	NA	NA	NA	NA
Chromium	mg/L	0.1	0.31	NA	NA	NA	NA	NA	NA	NA
Lead	mg/L	0.015	0.042	NA	NA	NA	NA	NA	NA	NA
Mercury	mg/L	0.002	0.031	NA	NA	NA	NA	NA	NA	NA
Zinc	mg/L	11	31	NA	NA	NA	NA	NA	NA	NA
Benzene	ug/L	5	52	**200**	**100**	**120**	ND	ND	ND	ND
Carbon tetrachloride	ug/L	5	22	ND	ND	ND	ND	ND	ND	ND
Chloroethane	ug/L	62	990	**430**	**420**	**250**	ND	ND	ND	ND
1,1-Dichloroethane	ug/L	990	10,000	**990**	**1,100**	510	910	**1,000**	1,200	690
1,2-Dichloroethane	ug/L	5	31	ND	ND	ND	ND	ND	ND	ND
1,1-Dichloroethene	ug/L	7	5,100	**28**	**16**	**14**	**36**	**52**	**52**	**31**
cis-1,2-Dichloroethene	ug/L	70	1,000	**2,300**	**1,200**	**1,300**	**2,200**	**2,300**	**2,700**	**1,700**
trans-1,2-Dichloroethene	ug/L	100	2,000	64	36	40	55	56	71	47
Methylene Chloride	ug/L	5	380	ND	ND	ND	ND	ND	ND	ND
Naphthalene	ug/L	8.3	2,000	NA	NA	NA	ND	ND	ND	ND
1,1,1-Trichloroethane	ug/L	200	29,000	**420**	**840**	**310**	150	180	**200**	ND
Trichloroethene	ug/L	5	7.2 / 31	**110**	**89**	**78**	**1,700**	**1,800**	**1,900**	**1,800**
1,2,4-Trimethylbenzene	ug/L	16	5,100	NA	NA	NA	ND	ND	ND	ND
Vinyl Chloride	ug/L	2	4	**290**	**160**	**110**	ND	**10**	ND	**11**
Benzo(a)anthracene	ug/L	1.2	3.9	NA	NA	NA	NA	NA	NA	NA
Benzo(b)fluoranthene	ug/L	1.2	3.9	NA	NA	NA	NA	NA	NA	NA
Benzo(a)pyrene	ug/L	0.2	0.39	NA	NA	NA	NA	NA	NA	NA

Parcel H
Groundwater Analytical Results
Above RDCL or IDCL

Constituent	Units	RDCL	IDCL	MW-31	MW-31	MW-31	MW-31	MW-31	MW-31	MW-31	MW-31
Date Sampled				10/25/2005	6/7/2004	6/15/2004	6/25/2004	7/1/2004	7/15/2004	7/27/2004	8/19/2004
TPH GRO (C5-C12)	mg/L	0.22	3	NA	NA	NA	NA	NA	NA	NA	NA
TPH DRO (C10-C20)	mg/L	0.1	1.1	NA	NA	NA	NA	NA	NA	NA	NA
TPH DRO (C21-C36)	mg/L	0.1	1.1	NA	NA	NA	NA	NA	NA	NA	NA
Arsenic	mg/L	0.01	0.01	NA	NA	NA	NA	NA	NA	NA	NA
Barium	mg/L	2	20	NA	NA	NA	NA	NA	NA	NA	NA
Cadmium	mg/L	0.005	0.051	NA	NA	NA	NA	NA	NA	NA	NA
Chromium	mg/L	0.1	0.31	NA	NA	NA	NA	NA	NA	NA	NA
Lead	mg/L	0.015	0.042	NA	NA	NA	NA	NA	NA	NA	NA
Mercury	mg/L	0.002	0.031	NA	NA	NA	NA	NA	NA	NA	NA
Zinc	mg/L	11	31	NA	NA	NA	NA	NA	NA	NA	NA
Benzene	ug/L	5	52	ND	ND	ND	ND	ND	ND	ND	ND
Carbon tetrachloride	ug/L	5	22	ND	ND	ND	ND	ND	ND	ND	ND
Chloroethane	ug/L	62	990	ND	ND	ND	ND	ND	ND	ND	ND
1,1-Dichloroethane	ug/L	990	10,000	**1,000**	98	390	410	300	230	280	65
1,2-Dichloroethane	ug/L	5	31	ND	1.7	**6.5**	ND	7.2	ND	ND	1.6
1,1-Dichloroethene	ug/L	7	5,100	47	**12**	**55**	**34**	**22**	**22**	**20**	5.2
cis-1,2-Dichloroethene	ug/L	70	1,000	**2,400**	**470**	**1,800**	**2,600**	**1,600**	**1,400**	**1,400**	**380**
trans-1,2-Dichloroethene	ug/L	100	2,000	63	22	62	68	85	78	88	13
Methylene Chloride	ug/L	5	380	ND	ND	ND	ND	ND	ND	ND	ND
Naphthalene	ug/L	8.3	2,000	ND	NA	NA	NA	NA	NA	NA	NA
1,1,1-Trichloroethane	ug/L	200	29,000	170	1.5	16	ND	ND	ND	ND	6.7
Trichloroethene	ug/L	5	7.2 / 31	**2,000**	**310**	**1,300**	**1,800**	**1,200**	**1,200**	**1,200**	**340**
1,2,4-Trimethylbenzene	ug/L	16	5,100	ND	NA	NA	NA	NA	NA	NA	NA
Vinyl Chloride	ug/L	2	4	ND	1.5	**6.0**	ND	ND	ND	ND	ND
Benzo(a)anthracene	ug/L	1.2	3.9	NA	NA	NA	NA	NA	NA	NA	NA
Benzo(b)fluoranthene	ug/L	1.2	3.9	NA	NA	NA	NA	NA	NA	NA	NA
Benzo(a)pyrene	ug/L	0.2	0.39	NA	NA	NA	NA	NA	NA	NA	NA

Parcel H
Groundwater Analytical Results
Above RDCL or IDCL

Constituent	Units	RDCL	IDCL	MW-30	MW-31	MW-331	MW-331	MW-331	MW-341	MW-41
Date Sampled				9/13/2004	10/28/2004	11/29/2004	4/22/2005	10/25/2005	6/7/2004	6/15/2004
TPH GRO (C5-C12)	mg/L	0.22	3	NA	NA	NA	NA	NA	NA	NA
TPH DRO (C10-C20)	mg/L	0.1	1.1	NA	NA	NA	NA	NA	NA	NA
TPH DRO (C21-C36)	mg/L	0.1	1.1	NA	NA	NA	NA	NA	NA	NA
Arsenic	mg/L	0.01	0.01	NA	NA	NA	NA	NA	NA	NA
Barium	mg/L	2	20	NA	NA	NA	NA	NA	NA	NA
Cadmium	mg/L	0.005	0.051	NA	NA	NA	NA	NA	NA	NA
Chromium	mg/L	0.1	0.31	NA	NA	NA	NA	NA	NA	NA
Lead	mg/L	0.015	0.042	NA	NA	NA	NA	NA	NA	NA
Mercury	mg/L	0.002	0.031	NA	NA	NA	NA	NA	NA	NA
Zinc	mg/L	11	31	NA	NA	NA	NA	NA	NA	NA
Benzene	ug/L	5	52	ND	ND	ND	ND	ND	ND	ND
Carbon tetrachloride	ug/L	5	22	ND	ND	ND	ND	ND	ND	ND
Chloroethane	ug/L	62	990	ND	ND	ND	ND	ND	ND	48
1,1-Dichloroethane	ug/L	990	10,000	33	160	16	4.8	4.9	350	**1,800**
1,2-Dichloroethane	ug/L	5	31	ND	1.9	ND	ND	ND	2.7	**14**
1,1-Dichloroethene	ug/L	7	5,100	3.7	13	1.6	1.1	1.0	17	**100**
cis-1,2-Dichloroethene	ug/L	70	1,000	**200**	**680**	**76**	7.9	6.6	**1,200**	**7,700**
trans-1,2-Dichloroethene	ug/L	100	2,000	8.3	39	4.4	0.72	1.0	62	**340**
Methylene Chloride	ug/L	5	380	ND	ND	ND	ND	ND	ND	ND
Naphthalene	ug/L	8.3	2,000	NA	NA	NA	NA	NA	NA	NA
1,1,1-Trichloroethane	ug/L	200	29,000	11	18	19	42	59	16	180
Trichloroethene	ug/L	5	7.2 / 31	**270**	**490**	**220**	**110**	**56**	**75**	**370**
1,2,4-Trimethylbenzene	ug/L	16	5,100	NA	NA	NA	NA	NA	NA	NA
Vinyl Chloride	ug/L	2	4	ND	**3.0**	ND	ND	ND	13	87
Benzo(a)anthracene	ug/L	1.2	3.9	NA	NA	NA	NA	NA	NA	NA
Benzo(b)fluoranthene	ug/L	1.2	3.9	NA	NA	NA	NA	NA	NA	NA
Benzo(a)pyrene	ug/L	0.2	0.39	NA	NA	NA	NA	NA	NA	NA

Parcel H
Groundwater Analytical Results
Above RDCL or IDCL

Constituent	Units	RCS	Ind	MW-34H	MW-34I	MW-34J	MW-34K	MW-34L	MW-34M	MW-34N	MW-34O
Date Sampled				6/25/2004	7/1/2004	7/15/2004	7/27/2004	8/19/2004	9/13/2004	10/28/2004	11/29/2004
TPH GRO (C5-C12)	mg/L	0.22	3	NA	NA	NA	NA	NA	NA	NA	NA
TPH DRO (C10-C20)	mg/L	0.1	1.1	NA	NA	NA	NA	NA	NA	NA	NA
TPH DRO (C21-C36)	mg/L	0.1	1.1	NA	NA	NA	NA	NA	NA	NA	NA
Arsenic	mg/L	0.01	0.01	NA	NA	NA	NA	NA	NA	NA	NA
Barium	mg/L	2	20	NA	NA	NA	NA	NA	NA	NA	NA
Cadmium	mg/L	0.005	0.051	NA	NA	NA	NA	NA	NA	NA	NA
Chromium	mg/L	0.1	0.31	NA	NA	NA	NA	NA	NA	NA	NA
Lead	mg/L	0.015	0.042	NA	NA	NA	NA	NA	NA	NA	NA
Mercury	mg/L	0.002	0.031	NA	NA	NA	NA	NA	NA	NA	NA
Zinc	mg/L	11	31	NA	NA	NA	NA	NA	NA	NA	NA
Benzene	ug/L	5	52	ND	ND	ND	ND	ND	ND	ND	ND
Carbon tetrachloride	ug/L	5	22	ND	ND	ND	ND	ND	ND	ND	ND
Chloroethane	ug/L	62	990	ND	26	ND	ND	18	ND	15	ND
1,1-Dichloroethane	ug/L	990	10,000	**1,100**	**1,000**	**1,300**	**1,400**	640	540	680	520
1,2-Dichloroethane	ug/L	5	31	ND	ND	ND	ND	ND	ND	**5.0**	ND
1,1-Dichloroethene	ug/L	7	5,100	**67**	**58**	**70**	**86**	**36**	**35**	**57**	**42**
cis-1,2-Dichloroethene	ug/L	70	1,000	**4,400**	**5,100**	**5,800**	**5,300**	**2,700**	**2,500**	**3,200**	**2,400**
trans-1,2-Dichloroethene	ug/L	100	2,000	**210**	**230**	**270**	**280**	**150**	**130**	**190**	**140**
Methylene Chloride	ug/L	5	380	ND	ND	ND	ND	ND	ND	ND	ND
Naphthalene	ug/L	8.3	2,000	NA	NA	NA	NA	NA	NA	NA	NA
1,1,1-Trichloroethane	ug/L	200	29,000	82	110	130	150	60	64	110	110
Trichloroethene	ug/L	5	7.2 / 31	**410**	**420**	**410**	**460**	**330**	**300**	310	**320**
1,2,4-Trimethylbenzene	ug/L	16	5,100	NA	NA	NA	NA	NA	NA	NA	NA
Vinyl Chloride	ug/L	2	4	**50**	**35**	**54**	**64**	**24**	**15**	**18**	ND
Benzo(a)anthracene	ug/L	1.2	3.9	NA	NA	NA	NA	NA	NA	NA	NA
Benzo(b)fluoranthene	ug/L	1.2	3.9	NA	NA	NA	NA	NA	NA	NA	NA
Benzo(a)pyrene	ug/L	0.2	0.39	NA	NA	NA	NA	NA	NA	NA	NA

Parcel H
Groundwater Analytical Results
Above RDCL or IDCL

Constituent	Units	RDCL	IDCL	MW-34	MW-34
Date Sampled				4/22/2005	10/25/2005
TPH GRO (C5-C12)	mg/L	0.22	3	NA	NA
TPH DRO (C10-C20)	mg/L	0.1	1.1	NA	NA
TPH DRO (C21-C36)	mg/L	0.1	1.1	NA	NA
Arsenic	mg/L	0.01	0.01	NA	NA
Barium	mg/L	2	20	NA	NA
Cadmium	mg/L	0.005	0.051	NA	NA
Chromium	mg/L	0.1	0.31	NA	NA
Lead	mg/L	0.015	0.042	NA	NA
Mercury	mg/L	0.002	0.031	NA	NA
Zinc	mg/L	11	31	NA	NA
Benzene	ug/L	5	52	ND	ND
Carbon tetrachloride	ug/L	5	22	ND	ND
Chloroethane	ug/L	62	990	ND	ND
1,1-Dichloroethane	ug/L	990	10,000	17	14
1,2-Dichloroethane	ug/L	5	31	ND	ND
1,1-Dichloroethene	ug/L	7	5,100	6.8	4.6
cis-1,2-Dichloroethene	ug/L	70	1,000	74	66
trans-1,2-Dichloroethene	ug/L	100	2,000	5.6	4.4
Methylene Chloride	ug/L	5	380	ND	ND
Naphthalene	ug/L	8.3	2,000	NA	NA
1,1,1-Trichloroethane	ug/L	200	29,000	29	32
Trichloroethene	ug/L	5	7.2 / 31	500	440
1,2,4-Trimethylbenzene	ug/L	16	5,100	NA	NA
Vinyl Chloride	ug/L	2	4	6.4	4.0
Benzo(a)anthracene	ug/L	1.2	3.9	NA	NA
Benzo(b)fluoranthene	ug/L	1.2	3.9	NA	NA
Benzo(a)pyrene	ug/L	0.2	0.39	NA	NA

Parcel H
Sub-Slab Analytical Results
Above RDCL or IDCL

Constituent	Residential		Commercial		MB-SS-1	MB-SS-2	MB-SS-3	SG-1	SG-2	SG-3
Sample Date:	Prompt-1	Prompt 30	Prompt-1	Prompt-25	12/9/2007	12/9/2007	12/9/2007	3/21/2002	3/21/2002	3/21/2002
Tetrachloroethene	520	32	1,700	68	ND	ND	ND	ND	ND	ND
Trichloroethene	200	12	2,000	79	**435,000**	**403,000**	**75**	**170,000**	**14,000**	**1,500**

Results in ug/m3

Parcel H
Sub-Slab Analytical Results
Above RDCL or IDCL

Constituent	Residential		Commercial		SG-4	SG-6	SG-7	SG-8	SG-9	SG-10
Sample Date:	Prompt-1	Prompt 30	Prompt-1	Prompt-25	3/21/2002	3/21/2002	3/21/2002	5/20/2004	5/20/2004	5/20/2004
Tetrachloroethene	520	32	1,700	68	ND	ND	5.5	ND	ND	ND
Trichloroethene	200	12	2,000	79	**200,000**	**3,600,000**	**58**	**6,400**	**4,400**	**37,000**

Results in ug/m3

Parcel H
Sub-Slab Analytical Results
Above RDCL or IDCL

Constituent	Residential		Commercial		SG-11	SG-12	SG-13	SSP-1	SSP-2	SSP-3
Sample Date:	Prompt-1	Prompt 30	Prompt-1	Prompt-25	5/21/2004	5/20/2004	5/20/2004	9/5/2006	9/5/2006	9/6/2006
Tetrachloroethene	520	32	1,700	68	ND	ND	ND	ND	ND	ND
Trichloroethene	200	12	2,000	79	**1,000,000**	**860,000**	**110,000**	**5,900**	**540,000**	**640**

Results in ug/m3

Parcel H
Sub-Slab Analytical Results
Above RDCL or IDCL

Constituent	Residential		Commercial		SSP-4	SSP-5	SSP-6	SSP-7	SSP-8	SSP-9
Sample Date:	Prompt-1	Prompt 30	Prompt-1	Prompt-25	9/6/2006	9/6/2006	9/6/2006	9/6/2006	9/6/2006	9/7/2006
Tetrachloroethene	520	32	1,700	68	**3,300**	ND	ND	ND	ND	ND
Trichloroethene	200	12	2,000	79	**97,000**	**3,800**	**130,000**	**11,000**	**15,000**	**1,500**

Results in ug/m3

GE's Sub-Slab Analytical Results
Above Residential or Commercial
(ug/m^3)

Constituent	Residential		Commercial		SG-1	SG-2	SG-3	SG-4	SG-5
Sample Date	1 Year	30 Years	1 Year	25 Years	3/21/2002	3/21/2002	3/21/2002	3/21/2002	3/21/2002
Benzene	140	25	440	53	ND	ND	ND	ND	ND
Carbon Tetrachloride	210	13	670	27	ND	ND	ND	ND	ND
Chloroform	140	8.3	440	18	ND	ND	ND	ND	ND
1,1 Dichloroethane		5,100		7,200	16,000	910	ND	ND	1,600,000
1,1-Dichloroethene	—	2,100	—	2,900	49,000	280	67	ND	1,600,000
cis-1,2-Dichloroethene	—	370	—	510	ND	ND	ND	ND	3,500,000
Methylene Chloride	6,800	420	22,000	890	ND	ND	ND	ND	ND
Tetrachloroethene	520	33	1,700	68	ND	ND	ND	ND	
Toluene	51,000	51,000	72,000	72,000	ND	ND	ND	ND	ND
trans-1,2-Dichloroethene	—	730	—	100	ND	ND	ND	ND	58,000
1,1,1-Trichloroethane	—	73,000	—	32,000	330,000	1,800	7,500	13,000	ND
Trichloroethene	200	12	2,000	79	170,000	14,000	1,500	200,000	ND
1,2,4-Trimethylbenzene	—	62	—	87	NA	NA	NA	NA	NA

GE's Sub-Slab Analytical Results Above Residential or Commercial (ug/m^3)

Constituent	Residential		Commercial		SG-6	SG-7	SG-8	SG-9	SG-10
Sample Date	1 Year	30 Years	1 Year	25 Years	5/21/2002	5/21/2002	5/20/2004	5/20/2004	5/20/2004
Benzene	140	25	440	53	ND	ND	ND	ND	ND
Carbon Tetrachloride	210	13	670	27	ND	ND	ND	ND	ND
Chloroform	140	8.3	440	18	ND	ND	ND	ND	ND
1,1 Dichloroethane		5,100		7,200	ND	ND	ND	1,600	ND
1,1-Dichloroethene	---	2,100	---	2,900	1,800,000	ND	12,000	4,400	ND
cis-1,2-Dichloroethene	---	370	---	510	ND	ND	ND	ND	1,900
Methylene Chloride	6,800	420	22,000	890	ND	ND	ND	ND	ND
Tetrachloroethene	530	32	1,700	68	ND	5.5	ND	ND	ND
Toluene	51,000	51,000	72,000	72,000	ND	37	ND	ND	ND
trans-1,2-Dichloroethene	---	730	---	100	ND	ND	ND	ND	ND
1,1,1-Trichloroethane	---	23,000	---	32,000	19,000,000	78	24,000	5,300	3,000
Trichloroethene	200	12	2,000	79	3,600,000	58	6,400	4,400	37,000
1,2,4-Trimethylbenzene	---	62	---	87	NA	NA	NA	NA	NA

GE's Sub-Slab Analytical Results
Above Residential or Commercial
(ug/m^3)

Constituent	Residential		Commercial		SG-11	SG-12	SG-13	SSP-1	SSP-2
Sample Date	1 Year	30 Years	1 Year	25 Years	5/21/2004	5/20/2004	5/20/2004	9/5/2006	9/5/2006
Benzene	140	25	440	53	ND	ND	ND	ND	ND
Carbon Tetrachloride	210	13	670	27	ND	ND	ND	ND	ND
Chloroform	110	83	400	18	ND	17,000	4,100	ND	ND
1,1 Dichloroethane		5,100		7,200	130,000	61,000	16,000	33,000	730,000
1,1-Dichloroethane	---	2,100	---	2,900	31,000	26,000	5,900	18,000	ND
cis-1,2-Dichloroethene	---	770	---	510	670,000	87,000	8,300	ND	32,000
Methylene Chloride	6,800	420	22,000	890	ND	ND	ND	ND	ND
Tetrachloroethene	520	32	1,700	68	ND	ND	ND	ND	ND
Toluene	51,000	51,000	72,000	72,000	52,000	14,000	ND	ND	ND
trans-1,2-Dichloroethene	---	730	---	100	ND	ND	ND	ND	ND
1,1,1-Trichloroethane	---	33,000	---	32,000	ND	100,000	60,000	190,000	400,000
Trichloroethene	200	12	2,900	79	1,000,000	860,000	110,000	5,900	540,000
1,2,4-Trimethylbenzene	---	62	---	87	NA	NA	NA	ND	ND

GE's Sub-Slab Analytical Results Above Residential or Commercial

(ug/m^3)

Constituent	Residential		Commercial		SSP-3	SSP-4	SSP-5	SSP-6	SSP-7
Sample Date	1 Year	30 Years	1 Year	25 Years	9/6/2006	9/6/2006	9/6/2006	9/6/2006	9/6/2006
Benzene	140	25	440	53	ND	ND	ND	ND	ND
Carbon Tetrachloride	210	13	670	27	ND	ND	ND	ND	ND
Chloroform	140	8.3	440	18	130	490	ND	ND	ND
1,1 Dichloroethane		5,100		7,200	530	9,700	3,400	200,000	450
1,1-Dichloroethene	---	2,100	---	2,900	140	5,900	5,600	79,000	16,000
cis-1,2-Dichloroethene	---	370	---	510	ND	1,500	ND	79,000	ND
Methylene Chloride	8,800	420	22,000	800	ND	ND	ND	ND	ND
Tetrachloroethene	520	37	1,700	68	ND	3,500	ND	ND	ND
Toluene	51,000	51,000	72,000	72,000	ND	ND	ND	11,000	ND
trans-1,2-Dichloroethene	---	730	---	100	ND	ND	ND	ND	ND
1,1,1-Trichloroethane	---	73,000	---	32,000	17,000	47,000	60,000	550,000	55,000
Trichloroethene	200	12	2,000	79	640	97,000	3,800	130,000	11,000
1,2,4-Trimethylbenzene	---	52	---	87	ND	ND	ND	ND	ND

GE's Sub-Slab Analytical Results
Above Residential or Commercial
(ug/m^3)

Constituent	Residential		Commercial		SSP-8	SSP-9	SSP-10	SSP-10	SSP-11
Sample Date	1 Year	30 Years	1 Year	25 Years	9/6/2006	9/7/2006	9/7/2006	9/7/2006	9/5/2006
Benzene	140	25	440	53	ND	ND	ND	ND	ND
Carbon Tetrachloride	210	13	670	27	ND	ND	ND	ND	ND
Chloroform	140	8.3	440	18	ND	ND	ND	1,300	4,900
1,1 Dichloroethane		5,100		7,200	ND	10,000	230	ND	25,000
1,1-Dichloroethene	—	2,100	—	2,900	2,100	7,100	1,200	1,700	ND
cis-1,2-Dichloroethene	—	370	—	510	ND	ND	190	4,400	160,000
Methylene Chloride	6,800	420	22,000	890	ND	ND	ND	ND	ND
Tetrachloroethene	530	37	1,700	68	ND	ND	ND	ND	ND
Toluene	51,000	51,000	72,000	72,000	ND	ND	ND	480	13,000
trans-1,2-Dichloroethene	—	730	—	100	ND	ND	ND	ND	ND
1,1,1-Trichloroethane	—	23,000	—	32,000	46,000	71,000	6,000	8,700	ND
Trichloroethene	200	12	2,000	79	15,000	1,500	15,000	70,000	540,000
1,2,4-Trimethylbenzene	—	52	—	87	ND	ND	ND	ND	ND

GE's Sub-Slab Analytical Results Above Residential or Commercial

(ug/m^3)

Constituent	Residential		Commercial		SSP-12	SSP-13	SSP-14	SSP-15	SSP-16
Sample Date	1 Year	30 Years	1 Year	25 Years	9/5/2006	9/6/2006	9/6/2006	9/6/2006	9/6/2006
Benzene	140	25	440	53	ND	ND	42	ND	ND
Carbon Tetrachloride	210	13	670	27	ND	ND	ND	350	ND
Chloroform	140	8.3	440	18	59,000	9,300	ND	ND	68,000
1,1-Dichloroethane		5,100		7,200	170,000	27,000	ND	2,000	ND
1,1-Dichloroethene	—	2,100	—	2,900	140,000	9,100	ND	1,100	ND
cis-1,2-Dichloroethene	—	370	—	510	830,000	9,500	ND	ND	240,000
Methylene Chloride	6,800	420	22,000	890	ND	ND	ND	490	ND
Tetrachloroethene	530	37	1,700	68	ND	ND	ND	ND	ND
Toluene	51,000	51,000	72,000	72,000	63,000	1,700	110	ND	ND
trans-1,2-Dichloroethene	—	730	—	100	ND	ND	ND	ND	25,000
1,1,1-Trichloroethane	—	73,000	—	32,000	430,000	130,000	42	1,400	ND
Trichloroethene	200	12	2,000	79	8,100,000	210,000	64	25,000	2,800,000
1,2,4-Trimethylbenzene	—	52	—	87	ND	ND	490	370	ND

GE's Sub-Slab Analytical Results
Above Residential or Commercial
(ug/m^3)

Constituent	Residential		Commercial		SSP-17	SSP-17	SSP-18	SSP-19
Sample Date	1 Year	30 Years	1 Year	25 Years	9/7/2006	9/7/2006	9/7/2006	9/7/2006
Benzene	140	25	440	53	25	12	35	77
Carbon Tetrachloride	210	12	630	27	ND	ND	ND	ND
Chloroform	140	8.5	440	18	ND	ND	ND	ND
1,1 Dichloroethane		5,100		7,200	81	ND	1,800	ND
1,1-Dichloroethene	---	2,100	---	2,900	36	13	ND	ND
cis-1,2-Dichloroethene	---	370	---	510	ND	ND	ND	ND
Methylene Chloride	6,800	420	22,000	890	ND	120	ND	ND
Tetrachloroethene	320	30	1,200	68	35	21	ND	68
Toluene	51,000	51,000	72,000	72,000	87	49	110	110
trans-1,2-Dichloroethene	---	730	---	100	ND	ND	ND	ND
1,1,1-Trichloroethane	---	35,000	---	37,000	4,200	3,100	1,600	410
Trichloroethene	200	12	2,600	79	590	320	1,400	120
1,2,4-Trimethylbenzene	---	62	---	87	54	27	88	33

KES Sub-Slab Analytical Results
Above Residential or Commercial Values
(ppbv)

Constituent	Residential		Commercial		MB-SS-1	MB-SS-2	MB-SS-3	KSS-1	KSS-2	KSS-3
Sample Date	1 Year	30 year	1 Year	25 Years	12/9/2007	12/9/2007	12/9/2007	3/22/2008	3/22/2008	3/22/2008
Benzene	44	7.8	140	17	ND	ND	ND	11	9.0	ND
Carbon Tetrachloride	33	2	110	4.3	ND	ND	ND	ND	ND	ND
Chloroform	28	1.7	90	3.6	ND	ND	13	ND	5.2	ND
1,1-Dichloroethane	—	1,300	—	1,800	18,000	1,700	150	ND	ND	ND
1,1-Dichloroethene	—	520	—	730	9,300	8,600	560	10	110	2.4
cis-1,2-Dichloroethene	—	92	—	130	27,000	1,700	ND	ND	ND	ND
Methylene Chloride	2,000	120	6,400	260	ND	ND	ND	ND	ND	ND
Tetrachloroethene	77	4.7	250	10	ND	ND	ND	ND	ND	ND
Toluene	14,000	14,000	19,000	19,000	ND	ND	ND	19	19	7.0
trans-1,2-Dichloroethene	—	180	—	260	ND	ND	ND	ND	ND	ND
1,1,1-Trichloroethane	—	4,200	—	5,900	13,000	50,000	1,800	920	730	7.9
Trichloroethene	37	2.2	370	15	81,000	75,000	14	63	140	7.6
1,2,4-Trimethylbenzene	—	13	—	18	ND	ND	ND	4.5	ND	12

KES Sub-Slab Analytical Results
Above Residential or Commercial Values
(ppbv)

Constituent	Residential		Commercial		KSS-4	KSS-5	KSS-6	KSS-7	KSS-8	KSS-9
Sample Date	1 Year	30 year	1 Year	25 Years	3/22/2008	3/22/2008	3/22/2008	3/22/2008	3/22/2008	3/22/2008
Benzene	44	7.8	140	17	ND	16	4.1	9.4	ND	ND
Carbon Tetrachloride	33	2	110	4.3	ND	ND	ND	ND	ND	ND
Chloroform	28	1.7	90	3.6	ND	10	ND	ND	ND	ND
1,1-Dichloroethane	---	1,300	---	1,800	ND	ND	ND	ND	ND	210
1,1-Dichloroethene	---	520	---	730	130	11	ND	4.7	ND	200
cis-1,2-Dichloroethene	---	92	---	130	ND	ND	6.7	ND	ND	ND
Methylene Chloride	2,000	120	6,400	260	ND	ND	ND	ND	ND	ND
Tetrachloroethene	77	4.7	250	10	ND	4.5	ND	ND	ND	44
Toluene	14,000	14,000	19,000	19,000	ND	20	10	20	5.8	56
trans-1,2-Dichloroethene	---	180	---	260	ND	ND	ND	ND	ND	ND
1,1,1-Trichloroethane	---	4,200	---	5,900	720	310	2.4	58	ND	660
Trichloroethene	37	2.2	370	15	7,600	400	6.3	690	3.7	8,700
1,2,4-Trimethylbenzene	---	13	---	18	ND	ND	ND	ND	11	ND

KES Sub-Slab Analytical Results
Above Residential or Commercial Values
(ppbv)

Constituent	Residential		Commercial		KSS-10	KSS-11	KSS-12	KSS-13	KSS-14	KSS-15
Sample Date	1 Year	30 year	1 Year	25 Years	3/22/2008	3/22/2008	3/22/2008	3/22/2008	3/22/2008	3/22/2008
Benzene	44	7.8	140	17	ND	5.1	ND	ND	ND	4.1
Carbon Tetrachloride	33	2	110	4.3	ND	ND	ND	ND	ND	ND
Chloroform	28	1.7	90	3.6	28	6.4	ND	21	18	ND
1,1-Dichloroethane	—	1,300	—	1,800	40	ND	64	5.2	26	ND
1,1-Dichloroethene	—	520	—	730	720	ND	150	19	2,200	ND
cis-1,2-Dichloroethene	—	92	—	130	ND	ND	ND	ND	ND	ND
Methylene Chloride	2,000	120	6,400	260	ND	ND	ND	ND	ND	ND
Tetrachloroethene	77	4.7	250	10	ND	570	ND	28	ND	4.8
Toluene	14,000	14,000	19,000	19,000	17	8.2	ND	15	32	8.8
trans-1,2-Dichloroethene	—	180	—	260	ND	ND	ND	ND	ND	ND
1,1,1-Trichloroethane	—	4,200	—	5,900	1,900	100	5,400	460	3,400	59
Trichloroethene	37	2.2	370	15	3,100	48	6,000	340	690	8.6
1,2,4-Trimethylbenzene	—	13	—	18	ND	ND	ND	ND	ND	ND

KES Sub-Slab Analytical Results
Above Residential or Commercial Values
(ppbv)

Constituent	Residential		Commercial		KSS-17	KSS-18	KSS-19	KSS-20	KSS-21	KSS-22
Sample Date	1 Year	30 year	1 Year	25 Years	3/22/2008	3/22/2008	3/22/2008	3/22/2008	3/22/2008	3/22/2008
Benzene	44	7.8	140	17	ND	3.0	6.6	18	8.8	ND
Carbon Tetrachloride	33	2	110	4.3	ND	ND	ND	ND	2.8	ND
Chloroform	28	1.7	90	3.6	130	ND	2.2	ND	4.9	ND
1,1-Dichloroethane	—	1,300	—	1,800	ND	ND	ND	ND	2.2	ND
1,1-Dichloroethene	—	520	—	730	33	6.0	4.3	ND	33	79
cis-1,2-Dichloroethene	—	92	—	130	ND	ND	ND	ND	2.1	ND
Methylene Chloride	2,000	120	6,400	260	ND	ND	15	ND	12	ND
Tetrachloroethene	77	4.7	250	10	ND	ND	ND	ND	2.8	13,000
Toluene	14,000	14,000	19,000	19,000	ND	12	24	52	24	ND
trans-1,2-Dichloroethene	—	180	—	260	ND	ND	ND	ND	ND	ND
1,1,1-Trichloroethane	—	4,200	—	5,900	450	92	530	56	190	260
Trichloroethene	37	2.2	370	15	7,200	67	45	ND	290	350
1,2,4-Trimethylbenzene	—	13	—	18	ND	2.3	ND	ND	3.0	ND

KES Sub-Slab Analytical Results
Above Residential or Commercial Values
(ppbv)

Constituent	Residential		Commercial		KSS-23	KSS-24
Sample Date	1 Year	30 year	1 Year	25 Years	3/22/2008	3/22/2008
Benzene	44	7.8	140	17	4.1	4.5
Carbon Tetrachloride	33	2	110	4.3	ND	ND
Chloroform	28	1.7	90	3.6	3.8	ND
1,1-Dichloroethane	—	1,300	—	1,800	31	170
1,1-Dichloroethene	—	520	—	730	100	180
cis-1,2-Dichloroethene	—	92	—	130	ND	ND
Methylene Chloride	2,000	120	6,400	260	ND	ND
Tetrachloroethene	77	4.7	250	10	9.8	ND
Toluene	14,000	14,000	19,000	19,000	9.7	14
trans-1,2-Dichloroethene	—	180	—	260	ND	ND
1,1,1-Trichloroethane	—	4,200	—	5,900	290	46
Trichloroethene	37	2.2	370	15	130	8.5
1,2,4-Trimethylbenzene	—	13	—	18	ND	ND

Notes:

Soil and Groundwater Analytical Results -

- ft bgs - feet below ground surface
- mg/kg – milligrams per kilogram = parts per million (ppm)
- ug/kg – micrograms per kilogram = parts per billion (ppb)
- RDCL - Residential Default Closure Level
- IDCL – Industrial/Commercial Default Closure Level
- TPH – Total Petroleum Hydrocarbons
- GRO – Gasoline Range Organics
- DRO – Diesel Range Organics
- ND – Not Detected
- NA – Not Applicable

Sub-slab Analytical Results -

- ug/m3 = micrograms per cubic meter

Indoor Air Analytical Results -

- ppbv – parts per billion by volume

TABLE 1

Sampling Results for Contaminants of Concern > RDCLs and/or IDCLs

Parcel H
Soil Analytical Results
Above RDCL or IDCL

Constituent	Units	Res	Ind	H-2-S-1	H-10-S-1	H-10-S-2	H-10-S-3	H11-S-1	H12-S-1	H13-S-1
Date Sampled				11/30/2007	12/4/2007	12/4/2007	12/4/2007	12/3/2007	12/3/2007	12/4/2007
Sample Depth	ft bgs			4-5	11-12	14-15	6-7	1-2	6-7	5-6
TPH (mg/kg)	mg/kg	25	330	NA	NA	NA	NA	NA	NA	NA
GRO	mg/kg	25	330	NA	<12.0	<11.5	<11.6	NA	NA	<12.4
DRO (C10-C20)	mg/kg	80	1,000	NA	17.7	16.4	<12.0	NA	NA	<12.4
DRO (C21-C36)	mg/kg	80	1,000	NA	45.0	25.3	32.2	NA	NA	<24.8
Arsenic	mg/kg	3.9	5.8	**11.0**	ND	ND	**6.30**	**7.26**	**7.85**	**11.7**
Selenium	mg/kg	5.2	53	ND	ND	ND	ND	ND	ND	ND
Benzene	ug/kg	34	350	ND	ND	ND	ND	ND	ND	ND
Carbon Tetrachloride	ug/kg	66	290	ND	**10,400**	39.9	ND	ND	ND	ND
Chloroform	ug/kg	470	4,700	ND	**1,140**	36.5	ND	ND	ND	ND
1,1-Dichloroethane	ug/kg	5,600	58,000	ND	7.64	13.8	5.60	ND	ND	ND
1,2-Dichloroethane	ug/kg	24	150	ND	ND	ND	ND	ND	ND	ND
1,1-Dichloroethene	ug/kg	58	42,000	ND	ND	ND	ND	ND	ND	ND
cis-1,2-Dichloroethene	ug/kg	400	5,800	ND	60.5	122	4.98	ND	ND	ND
Ethylbenzene	ug/kg	13,000	160,000	ND	ND	ND	ND	ND	ND	ND
Methylene Chloride	ug/kg	23	1,800	ND	ND	ND	ND	ND	ND	ND
Naphthalene	ug/kg	700	170,000	ND	ND	ND	ND	ND	ND	ND
Tetrachloroethene	ug/kg	58	640	ND	**4,790**	8.68	ND	ND	ND	ND
1,1,1-Trichloroethane	ug/kg	1,900	280,000	ND	67.3	43.2	ND	ND	ND	ND
Trichloroethene	ug/kg	57	82	ND	**15,400**	**20,000**	ND	13.4	ND	ND
1,2,4-Trimethylbenzene	ug/kg	2,500	170,000	ND	ND	ND	ND	ND	ND	ND
1,3,5-Trimethylbenzene	ug/kg	610	68,000	ND	ND	ND	ND	ND	ND	ND
Benzo(a)anthracene	ug/kg	5,000	15,000	ND	ND	ND	ND	NA	NA	ND
Benzo(b)fluoranthene	ug/kg	5,000	15,000	ND	ND	ND	ND	NA	NA	ND
Benzo(a)pyrene	ug/kg	500	1,500	ND	ND	ND	ND	NA	NA	ND
Naphthalene	ug/kg	700	170,000	ND	ND	ND	13	NA	NA	ND
Phenanthrene	ug/kg	13,000	170,000	ND	ND	ND	31	NA	NA	ND

Parcel H
Soil Analytical Results
Above RDCL or IDCL

Constituent	Units	Res	Ind	HS-2	MW-32	SB-1D	SB-2B	SB-3A	SB-3B	SB-3C	SB-5A
Date Sampled				12/4/2007	4/22/1993	4/29/1989	5/3/1989	5/2/1989	5/2/1989	5/2/1989	4/27/1989
Sample Depth	ft bgs			11-12	19'	20-22'	10-12'	5-7'	10-12'	15-17'	5-7'
TPH (mg/kg)	mg/kg	25	330	NA	NA	NA	NA	NA	NA	NA	NA
GRO	mg/kg	25	330	<10.9	NA	NA	NA	NA	NA	NA	NA
DRO (C10-C20)	mg/kg	80	1,000	26.1	NA	NA	NA	NA	NA	NA	NA
DRO (C21-C36)	mg/kg	80	1,000	33.9	NA	NA	NA	NA	NA	NA	NA
Arsenic	mg/kg	3.9	5.8	**3.91**	NA	NA	NA	NA	NA	NA	NA
Selenium	mg/kg	5.2	53	ND	NA	NA	NA	NA	NA	NA	NA
Benzene	ug/kg	34	350	ND	NA	NA	NA	NA	NA	NA	NA
Carbon Tetrachloride	ug/kg	66	290	ND	NA	NA	NA	NA	NA	NA	NA
Chloroform	ug/kg	470	4,700	ND	NA	NA	NA	NA	NA	NA	NA
1,1-Dichloroethane	ug/kg	5,600	58,000	ND	26	ND	136	ND	ND	767	ND
1,2-Dichloroethane	ug/kg	24	150	ND	ND	749	ND	ND	ND	ND	ND
1,1-Dichloroethene	ug/kg	58	42,000	ND	ND	ND	ND	ND	ND	ND	ND
cis-1,2-Dichloroethene	ug/kg	400	5,800	ND	43	ND	ND	ND	ND	ND	ND
Ethylbenzene	ug/kg	13,000	160,000	ND	ND	ND	ND	ND	ND	ND	ND
Methylene Chloride	ug/kg	23	1,800	ND	NA	NA	NA	NA	NA	NA	NA
Naphthalene	ug/kg	700	170,000	ND	NA	NA	NA	NA	NA	NA	NA
Tetrachloroethene	ug/kg	58	640	ND	ND	ND	ND	ND	ND	**399**	ND
1,1,1-Trichloroethane	ug/kg	1,900	280,000	ND	ND	ND	ND	ND	ND	655	ND
Trichloroethene	ug/kg	57	82	ND	**130**	**343**	**176**	**97**	**3,210**	**11,000**	**4,700**
1,2,4-Trimethylbenzene	ug/kg	2,500	170,000	ND	NA	NA	NA	NA	NA	NA	NA
1,3,5-Trimethylbenzene	ug/kg	610	68,000	ND	NA	NA	NA	NA	NA	NA	NA
Benzo(a)anthracene	ug/kg	5,000	15,000	ND	NA	NA	NA	NA	NA	NA	NA
Benzo(b)fluoranthene	ug/kg	5,000	15,000	ND	NA	NA	NA	NA	NA	NA	NA
Benzo(a)pyrene	ug/kg	500	1,500	ND	NA	NA	NA	NA	NA	NA	NA
Naphthalene	ug/kg	700	170,000	ND	NA	NA	NA	NA	NA	NA	NA
Phenanthrene	ug/kg	13,000	170,000	13	NA	NA	NA	NA	NA	NA	NA

Parcel H
Soil Analytical Results
Above RDCL or IDCL

Constituents	Units	Res	Ind	SB-6B	SB-6C	SB-7A	SB-7B	SB-11A	SB-11C	#1 West Wall
Date Sampled				4/27/1989	4/27/1989	4/25/1989	4/25/1989	7/27/1989	7/29/1989	12/7/1994
Sample Depth	ft bgs			10-12'	15-17'	5-7'	10-12'	2.5-3'	6-8'	
TPH (mg/kg)	mg/kg	25	330	NA	NA	NA	NA	NA	NA	NA
GRO	mg/kg	25	330	NA	NA	NA	NA	NA	NA	NA
DRO (C10-C20)	mg/kg	80	1,000	NA	NA	NA	NA	NA	NA	NA
DRO (C21-C36)	mg/kg	80	1,000	NA	NA	NA	NA	NA	NA	NA
Arsenic	mg/kg	3.9	5.8	NA	NA	NA	NA	NA	NA	NA
Selenium	mg/kg	5.2	53	NA	NA	NA	NA	NA	NA	NA
Benzene	ug/kg	34	350	NA	NA	NA	NA	NA	NA	NA
Carbon Tetrachloride	ug/kg	66	290	NA	NA	NA	NA	NA	NA	NA
Chloroform	ug/kg	470	4,700	NA	NA	NA	NA	NA	NA	NA
1,1-Dichloroethane	ug/kg	5,600	58,000	1,020	ND	ND	ND	ND	23	1,100
1,2-Dichloroethane	ug/kg	24	150	ND	ND	ND	ND	ND	13	NA
1,1-Dichloroethene	ug/kg	58	42,000	ND	ND	ND	ND	ND	18	NA
cis-1,2-Dichloroethene	ug/kg	400	5,800	ND	ND	ND	ND	ND	ND	NA
Ethylbenzene	ug/kg	13,000	160,000	ND	ND	ND	ND	ND	ND	NA
Methylene Chloride	ug/kg	23	1,800	NA	NA	NA	NA	NA	NA	ND
Naphthalene	ug/kg	700	170,000	NA	NA	NA	NA	NA	NA	NA
Tetrachloroethene	ug/kg	58	640	ND	ND	ND	ND	ND	ND	**320**
1,1,1-Trichloroethane	ug/kg	1,900	280,000	ND	1,510	1,510	**4,050**	**10,800**	**40,300**	1,000
Trichloroethene	ug/kg	57	82	**79,300**	**179,000**	**6,260**	**172,000**	**27,500**	**168,000**	NA
1,2,4-Trimethylbenzene	ug/kg	2,500	170,000	NA	NA	NA	NA	NA	NA	NA
1,3,5-Trimethylbenzene	ug/kg	610	68,000	NA	NA	NA	NA	NA	NA	NA
Benzo(a)anthracene	ug/kg	5,000	15,000	NA	NA	NA	NA	NA	NA	NA
Benzo(b)fluoranthene	ug/kg	5,000	15,000	NA	NA	NA	NA	NA	NA	NA
Benzo(a)pyrene	ug/kg	500	1,500	NA	NA	NA	NA	NA	NA	NA
Naphthalene	ug/kg	700	170,000	NA	NA	NA	NA	NA	NA	NA
Phenanthrene	ug/kg	13,000	170,000	NA	NA	NA	NA	NA	NA	NA

Parcel H
Soil Analytical Results
Above RDCL or IDCL

Constituent	Units	Res	Ind	3 West Wall	4 West Wall	5 End Wall South	6 End Wall North	7 Bottom South
Date Sampled				12/7/1994	12/7/1994	12/7/1994	12/7/1994	12/7/1994
Sample Depth	ft bgs							
TPH (mg/kg)	mg/kg	25	330	NA	NA	NA	NA	NA
GRO	mg/kg	25	330	NA	NA	NA	NA	NA
DRO (C10-C20)	mg/kg	80	1,000	NA	NA	NA	NA	NA
DRO (C21-C36)	mg/kg	80	1,000	NA	NA	NA	NA	NA
Arsenic	mg/kg	3.9	5.8	NA	NA	NA	NA	NA
Selenium	mg/kg	5.2	53	NA	NA	NA	NA	NA
Benzene	ug/kg	34	350	NA	NA	NA	NA	NA
Carbon Tetrachloride	ug/kg	66	290	NA	NA	NA	NA	NA
Chloroform	ug/kg	470	4,700	NA	NA	NA	NA	NA
1,1-Dichloroethane	ug/kg	5,600	58,000	1,700	5,200	200	NA	NA
1,2-Dichloroethane	ug/kg	24	150	NA	NA	NA	NA	NA
1,1-Dichloroethene	ug/kg	58	42,000	NA	NA	NA	NA	NA
cis-1,2-Dichloroethene	ug/kg	400	5,800	NA	NA	NA	**2,500**	NA
Ethylbenzene	ug/kg	13,000	160,000	NA	NA	NA	NA	NA
Methylene Chloride	ug/kg	23	1,800	ND	ND	ND	ND	**78**
Naphthalene	ug/kg	700	170,000	NA	NA	NA	NA	NA
Tetrachloroethene	ug/kg	58	640	**2,200**	**5,300**	**490**	**3,200**	NA
1,1,1-Trichloroethane	ug/kg	1,900	280,000	**7,200**	**14,000**	1,700	1,400	NA
Trichloroethene	ug/kg	57	82	NA	NA	**71**	NA	NA
1,2,4-Trimethylbenzene	ug/kg	2,500	170,000	NA	NA	NA	NA	NA
1,3,5-Trimethylbenzene	ug/kg	610	68,000	NA	NA	NA	NA	NA
Benzo(a)anthracene	ug/kg	5,000	15,000	NA	NA	NA	NA	NA
Benzo(b)fluoranthene	ug/kg	5,000	15,000	NA	NA	NA	NA	NA
Benzo(a)pyrene	ug/kg	500	1,500	NA	NA	NA	NA	NA
Naphthalene	ug/kg	700	170,000	NA	NA	NA	NA	NA
Phenanthrene	ug/kg	13,000	170,000	NA	NA	NA	NA	NA

Parcel H
Soil Analytical Results
Above RDCL or IDCL

Constituent	Units	Res	Ind	#8 Bottom North	MW-151	SB-3	SB-201	SB-203	SB-207
Date Sampled				12/7/1994	3/5/2002	4/16/1993	11/5/2001	11/5/2001	11/8/2001
Sample Depth	ft bgs				12 ft bgs	26 ft bgs	14 ft bgs	8 ft bgs	8 ft bgs
TPH (mg/kg)	mg/kg	25	330	NA	NA	NA	NA	NA	NA
GRO	mg/kg	25	330	NA	NA	NA	NA	NA	NA
DRO (C10-C20)	mg/kg	80	1,000	NA	NA	NA	NA	NA	NA
DRO (C21-C36)	mg/kg	80	1,000	NA	NA	NA	NA	NA	NA
Arsenic	mg/kg	3.9	5.8	NA	NA	NA	0.49	ND	0.26
Selenium	mg/kg	5.2	53	NA	NA	NA	ND	ND	ND
Benzene	ug/kg	34	350	NA	ND	**150**	2	0.3	0.6
Carbon Tetrachloride	ug/kg	66	290	NA	**81**	ND	ND	ND	ND
Chloroform	ug/kg	470	4,700	NA	42	ND	ND	0.6	2
1,1-Dichloroethane	ug/kg	5,600	58,000	NA	67	260	5	66	70
1,2-Dichloroethane	ug/kg	24	150	NA	ND	ND	ND	ND	ND
1,1-Dichloroethene	ug/kg	58	42,000	NA	2.6	8.2	0.3	5	5
cis-1,2-Dichloroethene	ug/kg	400	5,800	NA	8.7	**470**	170	6	48
Ethylbenzene	ug/kg	13,000	160,000	NA	ND	ND	0.8	0.6	ND
Methylene Chloride	ug/kg	23	1,800	**68**	ND	ND	ND	ND	ND
Naphthalene	ug/kg	700	170,000	NA	NA	NA	NA	NA	NA
Tetrachloroethene	ug/kg	58	640	NA	26	ND	ND	0.4	1
1,1,1-Trichloroethane	ug/kg	1,900	280,000	NA	190	104	ND	27	110
Trichloroethene	ug/kg	57	82	NA	**200**	**420**	**88**	**860**	**8,000**
1,2,4-Trimethylbenzene	ug/kg	2,500	170,000	NA	NA	NA	NA	NA	NA
1,3,5-Trimethylbenzene	ug/kg	610	68,000	NA	NA	NA	NA	NA	NA
Benzo(a)anthracene	ug/kg	5,000	15,000	NA	NA	NA	ND	ND	ND
Benzo(b)fluoranthene	ug/kg	5,000	15,000	NA	NA	NA	ND	ND	ND
Benzo(a)pyrene	ug/kg	500	1,500	NA	NA	NA	ND	ND	ND
Naphthalene	ug/kg	700	170,000	NA	NA	NA	ND	ND	ND
Phenanthrene	ug/kg	13,000	170,000	NA	NA	NA	ND	ND	ND

Parcel H
Soil Analytical Results
Above RDCL or IDCL

Constituent	Units	Res	Ind	SB-208	SB-209	SB-209	SB-210	SB-211	SB-212
Date Sampled				11/8/2001	11/8/2001	11/8/2001	11/8/2001	10/30/2001	10/30/2001
Sample Depth	ft bgs			6 ft bgs	6 ft bgs	8 ft bgs	10 ft bgs	10 ft bgs	4 ft bgs
TPH (mg/kg)	mg/kg	25	330	NA	NA	NA	NA	NA	NA
GRO	mg/kg	25	330	NA	NA	NA	NA	NA	NA
DRO (C10-C20)	mg/kg	80	1,000	NA	NA	NA	NA	NA	NA
DRO (C21-C36)	mg/kg	80	1,000	NA	NA	NA	NA	NA	NA
Arsenic	mg/kg	3.9	5.8	0.26	0.54	0.36	2.2	**6.9**	**8.6**
Selenium	mg/kg	5.2	53	ND	ND	ND	**202**	ND	ND
Benzene	ug/kg	34	350	0.8	0.3	ND	ND	ND	ND
Carbon Tetrachloride	ug/kg	66	290	ND	ND	ND	0.9	ND	ND
Chloroform	ug/kg	470	4,700	0.6	2	0.9	2	ND	ND
1,1-Dichloroethane	ug/kg	5,600	58,000	210	18	14	19	ND	ND
1,2-Dichloroethane	ug/kg	24	150	3	ND	ND	ND	ND	ND
1,1-Dichloroethene	ug/kg	58	42,000	**180**	4	3	5	ND	ND
cis-1,2-Dichloroethene	ug/kg	400	5,800	**460**	7	8	63	ND	ND
Ethylbenzene	ug/kg	13,000	160,000	ND	ND	ND	ND	0.7	0.3
Methylene Chloride	ug/kg	23	1,800	ND	ND	ND	ND	ND	ND
Naphthalene	ug/kg	700	170,000	NA	NA	NA	NA	NA	NA
Tetrachloroethene	ug/kg	58	640	0.7	10	3	4	ND	ND
1,1,1-Trichloroethane	ug/kg	1,900	280,000	11	1,700	250	340	9	2
Trichloroethene	ug/kg	57	82	**23,000**	**14,000**	**680**	**2,400**	6	0.3
1,2,4-Trimethylbenzene	ug/kg	2,500	170,000	NA	NA	NA	NA	NA	NA
1,3,5-Trimethylbenzene	ug/kg	610	68,000	NA	NA	NA	NA	NA	NA
Benzo(a)anthracene	ug/kg	5,000	15,000	ND	ND	ND	ND	ND	ND
Benzo(b)fluoranthene	ug/kg	5,000	15,000	ND	ND	ND	ND	ND	ND
Benzo(a)pyrene	ug/kg	500	1,500	ND	ND	ND	ND	ND	ND
Naphthalene	ug/kg	700	170,000	ND	ND	ND	ND	ND	ND
Phenanthrene	ug/kg	13,000	170,000	ND	ND	ND	ND	ND	ND

Parcel H
Soil Analytical Results
Above RDCL or IDCL

Constituent	Units	RDCL	IDCL	SB-213	SB-214	SB-214	SB-215	SB-216	SB-217
Date Sampled				10/30/2001	10/30/2001	10/30/2001	10/30/2001	10/30/2001	10/31/2001
Sample Depth	ft bgs			4 ft bgs	8 ft bgs	14 ft bgs	6 ft bgs	6 ft bgs	8 ft bgs
TPH (mg/kg)	mg/kg	25	330	NA	NA	NA	NA	NA	NA
GRO	mg/kg	25	330	NA	NA	NA	NA	NA	NA
DRO (C10-C20)	mg/kg	80	1,000	NA	NA	NA	NA	NA	NA
DRO (C21-C36)	mg/kg	80	1,000	NA	NA	NA	NA	NA	NA
Arsenic	mg/kg	3.9	5.8	**6**	**30**	**9.4**	**53**	**8.2**	ND
Selenium	mg/kg	5.2	53	ND	ND	ND	ND	ND	ND
Benzene	ug/kg	34	350	ND	ND	ND	ND	ND	ND
Carbon Tetrachloride	ug/kg	66	290	ND	ND	ND	ND	ND	ND
Chloroform	ug/kg	470	4,700	ND	ND	0.5	ND	0.8	0.6
1,1-Dichloroethane	ug/kg	5,600	58,000	ND	0.7	3	ND	18	9
1,2-Dichloroethane	ug/kg	24	150	ND	ND	0.2	ND	ND	ND
1,1-Dichloroethene	ug/kg	58	42,000	ND	ND	0.5	ND	3	2
cis-1,2-Dichloroethene	ug/kg	400	5,800	1	ND	2	4	29	**1,100**
Ethylbenzene	ug/kg	13,000	160,000	ND	ND	ND	ND	ND	ND
Methylene Chloride	ug/kg	23	1,800	ND	ND	ND	9	8	ND
Naphthalene	ug/kg	700	170,000	NA	NA	NA	NA	NA	NA
Tetrachloroethene	ug/kg	58	640	ND	ND	ND	0.2	0.4	ND
1,1,1-Trichloroethane	ug/kg	1,900	280,000	ND	0.7	2	16	340	**5,400**
Trichloroethene	ug/kg	57	82	1	2	1	**85**	**1,300**	**36,000**
1,2,4-Trimethylbenzene	ug/kg	2,500	170,000	NA	NA	NA	NA	NA	NA
1,3,5-Trimethylbenzene	ug/kg	610	68,000	NA	NA	NA	NA	NA	NA
Benzo(a)anthracene	ug/kg	5,000	15,000	ND	ND	ND	ND	ND	ND
Benzo(b)fluoranthene	ug/kg	5,000	15,000	ND	ND	ND	ND	ND	ND
Benzo(a)pyrene	ug/kg	500	1,500	ND	ND	ND	ND	ND	ND
Naphthalene	ug/kg	700	170,000	ND	ND	ND	ND	ND	ND
Phenanthrene	ug/kg	13,000	170,000	ND	ND	ND	ND	ND	ND

Parcel H
Soil Analytical Results
Above RDCL or IDCL

Constituent	Units	Res	Ind	SB-21	SB-19	SB-20	IB4-H	SB-2	IB-5	IB-6
Date Sampled				10/31/2001	10/31/2001	11/1/2001				
Sample Depth	ft bgs			12 ft bgs	10 ft bgs	10 ft bgs	Cuttings			
TPH (mg/kg)	mg/kg	25	330	NA	NA	NA	**56,000**	**3,590**	**83**	**1,400**
GRO	mg/kg	25	330	NA	NA	NA	NA	NA	NA	NA
DRO (C10-C20)	mg/kg	80	1,000	NA	NA	NA	NA	NA	NA	NA
DRO (C21-C36)	mg/kg	80	1,000	NA	NA	NA	NA	NA	NA	NA
Arsenic	mg/kg	3.9	5.8	ND	ND	NA	NA	NA	NA	NA
Selenium	mg/kg	5.2	53	ND	ND	NA	NA	NA	NA	NA
Benzene	ug/kg	34	350	ND	ND	**52**	NA	NA	NA	NA
Carbon Tetrachloride	ug/kg	66	290	ND	ND	ND	NA	NA	NA	NA
Chloroform	ug/kg	470	4,700	ND	2	ND	NA	NA	NA	NA
1,1-Dichloroethane	ug/kg	5,600	58,000	ND	2	ND	NA	NA	NA	NA
1,2-Dichloroethane	ug/kg	24	150	ND	0.8	ND	NA	NA	NA	NA
1,1-Dichloroethene	ug/kg	58	42,000	ND	38	ND	NA	NA	NA	NA
cis-1,2-Dichloroethene	ug/kg	400	5,800	**550**	3	ND	NA	NA	NA	NA
Ethylbenzene	ug/kg	13,000	160,000	ND	ND	700	NA	NA	NA	NA
Methylene Chloride	ug/kg	23	1,800	ND	ND	ND	NA	NA	NA	NA
Naphthalene	ug/kg	700	170,000	NA	NA	NA	NA	NA	NA	NA
Tetrachloroethene	ug/kg	58	640	ND	ND	ND	NA	NA	NA	NA
1,1,1-Trichloroethane	ug/kg	1,900	280,000	**16,000**	**5,000**	ND	NA	NA	NA	NA
Trichloroethene	ug/kg	57	82	**80,000**	**4,900**	35	NA	NA	NA	NA
1,2,4-Trimethylbenzene	ug/kg	2,500	170,000	NA	NA	NA	NA	NA	NA	NA
1,3,5-Trimethylbenzene	ug/kg	610	68,000	NA	NA	NA	NA	NA	NA	NA
Benzo(a)anthracene	ug/kg	5,000	15,000	ND	ND	**69,000**	NA	NA	NA	NA
Benzo(b)fluoranthene	ug/kg	5,000	15,000	ND	ND	ND	NA	NA	NA	NA
Benzo(a)pyrene	ug/kg	500	1,500	ND	ND	**32,000**	NA	NA	NA	NA
Naphthalene	ug/kg	700	170,000	ND	ND	**22,000**	NA	NA	NA	NA
Phenanthrene	ug/kg	13,000	170,000	ND	ND	**110,000**	NA	NA	NA	NA

Parcel H
Soil Analytical Results
Above RDCL or IDCL

Constituent	Units	Res	Ind	H2-S-4	H3-S-2	H3-S-3	H4-S-1	H5-S-1	H5-S-2	H6-S-1
Date Sampled				11/30/2007	11/27/2007	11/27/2007	12/3/2004	11/30/2007	12/3/2007	12/3/2007
Sample Depth	ft bgs			18-19	9-10	9-10	3-3.5	2-3	7-8	10-11
TPH (mg/kg)	mg/kg	25	330	NA	NA	NA	NA	NA	NA	NA
GRO	mg/kg	25	330	NA	**259**	**321**	NA	NA	NA	NA
DRO (C10-C20)	mg/kg	80	1,000	NA	**4,460**	**5,300**	NA	NA	NA	NA
DRO (C21-C36)	mg/kg	80	1,000	NA	**27,900**	**23,700**	NA	NA	NA	NA
Arsenic	mg/kg	3.9	5.8	**7.75**	NA	NA	**10.4**	**9.95**	**7.47**	**6.51**
Selenium	mg/kg	5.2	53	ND	NA	NA	ND	ND	ND	ND
Benzene	ug/kg	34	350	ND	7.72	21.7	ND	ND	ND	ND
Carbon Tetrachloride	ug/kg	66	290	ND	ND	ND	ND	ND	ND	ND
Chloroform	ug/kg	470	4,700	9.81	ND	ND	ND	ND	ND	ND
1,1-Dichloroethane	ug/kg	5,600	58,000	532	14.3	ND	ND	ND	ND	ND
1,2-Dichloroethane	ug/kg	24	150	**174**	ND	ND	ND	ND	ND	ND
1,1-Dichloroethene	ug/kg	58	42,000	**1,580**	ND	ND	ND	ND	ND	ND
cis-1,2-Dichloroethene	ug/kg	400	5,800	**664**	ND	ND	ND	ND	ND	ND
Ethylbenzene	ug/kg	13,000	160,000	ND	42.8	60.0	ND	ND	ND	ND
Methylene Chloride	ug/kg	23	1,800	17.1	ND	ND	ND	ND	ND	ND
Naphthalene	ug/kg	700	170,000	ND	128	**8,680**	ND	ND	ND	ND
Tetrachloroethene	ug/kg	58	640	12.1	ND	ND	ND	ND	ND	ND
1,1,1-Trichloroethane	ug/kg	1,900	280,000	**52,200**	ND	ND	ND	ND	ND	4.62
Trichloroethene	ug/kg	57	82	**64,000**	ND	ND	ND	ND	ND	ND
1,2,4-Trimethylbenzene	ug/kg	2,500	170,000	ND	43.4	**10,400**	ND	ND	ND	ND
1,3,5-Trimethylbenzene	ug/kg	610	68,000	ND	47.9	148	ND	ND	ND	ND
Benzo(a)anthracene	ug/kg	5,000	15,000	ND	**35,000**	**52,000**	NA	ND	ND	ND
Benzo(b)fluoranthene	ug/kg	5,000	15,000	ND	**15,000**	**18,000**	NA	20	ND	ND
Benzo(a)pyrene	ug/kg	500	1,500	ND	**29,000**	**30,000**	NA	20	ND	ND
Naphthalene	ug/kg	700	170,000	ND	**4,200**	**18,000**	NA	ND	ND	ND
Phenanthrene	ug/kg	13,000	170,000	ND	**32,000**	**68,000**	NA	ND	ND	ND

Parcel H
Groundwater Analytical Results
Above RDCL or IDCL

Constituent	Units	RDCL	IDCL	HH10-W-2	HH10-W-3	HH13-W-1	HH12-W-1	HH6-W-1	HH5-W-2	SB-2	SB-3	SB-4
Date Sampled				12/4/2007	12/4/2007	12/3/2007	12/30/2007	12/4/2008	12/4/2007			
TPH GRO (C5-C12)	mg/L	0.22	3	**0.220**	<0.100	NA	NA	<0.100	<0.100	NA	NA	NA
TPH DRO (C10-C20)	mg/L	0.1	1.1	<1.00	<1.00	NA	NA	<1.00	<1.00	NA	NA	NA
TPH DRO (C21-C36)	mg/L	0.1	1.1	**1.02**	<1.00	NA	NA	<1.00	<1.00	NA	NA	NA
Arsenic	mg/L	0.01	0.01	**0.261**	**0.292**	**1.68**	ND	**0.225**	ND	NA	NA	NA
Barium	mg/L	2	20	**3.21**	**4.37**	**15.0**	**12.2**	**2.11**	**2.41**	NA	NA	NA
Cadmium	mg/L	0.005	0.051	ND	ND	**0.0638**	**0.0723**	ND	ND	NA	NA	NA
Chromium	mg/L	0.1	0.31	**0.456**	**0.576**	**1.83**	**3.41**	**0.326**	**0.199**	NA	NA	NA
Lead	mg/L	0.015	0.042	**0.450**	**0.708**	**1.65**	**2.74**	**0.362**	**0.404**	NA	NA	NA
Mercury	mg/L	0.002	0.031	0.00142	ND	**0.00735**	**0.00266**	ND	ND	NA	NA	NA
Zinc	mg/L	11	31	NA	NA	NA	NA	NA	NA	NA	NA	NA
Benzene	ug/L	5	52	ND	ND	ND	ND	ND	ND	ND	ND	ND
Carbon tetrachloride	ug/L	5	22	ND	ND	ND	ND	ND	ND	ND	ND	ND
Chloroethane	ug/L	62	990	ND	0.87	ND	ND	ND	ND	ND	**142**	**222**
1,1-Dichloroethane	ug/L	990	10,000	2	22	ND	ND	0.53	ND	ND	ND	ND
1,2-Dichloroethane	ug/L	5	31	ND	ND	ND	ND	ND	ND	ND	ND	ND
1,1-Dichloroethene	ug/L	7	5,100	0.74	3.9	ND	ND	ND	ND	ND	ND	ND
cis-1,2-Dichloroethene	ug/L	70	1,000	11	8.3	ND	ND	ND	ND	ND	ND	ND
trans-1,2-Dichloroethene	ug/L	100	2,000	3.7	1.4	ND	ND	ND	ND	ND	ND	ND
Methylene Chloride	ug/L	5	380	1.9	ND	ND	ND	ND	ND	ND	ND	ND
Naphthalene	ug/L	8.3	2,000	ND	ND	ND	ND	ND	ND	ND	ND	ND
1,1,1-Trichloroethane	ug/L	200	29,000	2.4	19	0.4	ND	ND	0.25	87	**352**	ND
Trichloroethene	ug/L	5	7.2 / 31	47	6	1.4	ND	ND	ND	**180**	**4,970**	ND
1,2,4-Trimethylbenzene	ug/L	16	5,100	ND	ND	0.13	ND	ND	ND	ND	ND	ND
Vinyl Chloride	ug/L	2	4	**3.7**	0.52	ND	ND	ND	ND	1,350	ND	ND
Benzo(a)anthracene	ug/L	1.2	3.9	ND	ND	ND	ND	ND	ND	NA	NA	NA
Benzo(b)fluoranthene	ug/L	1.2	3.9	ND	ND	ND	ND	ND	ND	NA	NA	NA
Benzo(a)pyrene	ug/L	0.2	0.39	ND	ND	ND	ND	ND	ND	NA	NA	NA

Parcel H
Soil Analytical Results
Above RDCL or IDCL

Constituent	Units	RCL	IDC	H1-S-1	H1-S-2	H1-S-3	H4-S-1	H2-S-1	H2-S-2	H2-S-3
Date Sampled				11/28/2007	11/28/2007	11/28/2007	11/28/2007	11/29/2007	11/30/2007	11/30/2007
Sample Depth	ft bgs			10-11	7/8	9-10	3-4	9-10	5-6	4-5
TPH (mg/kg)	mg/kg	25	330	NA	NA	NA	NA	NA	NA	NA
GRO	mg/kg	25	330	**122**	**11,500**	**3,320**	**379**	NA	NA	NA
DRO (C10-C20)	mg/kg	80	1,000	13.4	**666**	**121**	**103**	NA	NA	NA
DRO (C21-C36)	mg/kg	80	1,000	<21.6	**722**	55.4	**243**	NA	NA	NA
Arsenic	mg/kg	3.9	5.8	NA	NA	NA	NA	**6.86**	**10.9**	**10.8**
Selenium	mg/kg	5.2	53	NA	NA	NA	NA	ND	ND	ND
Benzene	ug/kg	34	350	ND	ND	ND	ND	ND	ND	ND
Carbon Tetrachloride	ug/kg	66	290	ND	ND	ND	ND	ND	ND	ND
Chloroform	ug/kg	470	4,700	14.1	ND	ND	15.0	ND	ND	ND
1,1-Dichloroethane	ug/kg	5,600	58,000	ND	ND	ND	ND	**7,400**	1,860	38.8
1,2-Dichloroethane	ug/kg	24	150	ND	ND	ND	ND	ND	ND	ND
1,1-Dichloroethene	ug/kg	58	42,000	ND	ND	ND	ND	**188**	**171**	ND
cis-1,2-Dichloroethene	ug/kg	400	5,800	ND	ND	ND	ND	**15,400**	**4,990**	ND
Ethylbenzene	ug/kg	13,000	160,000	ND	**19,500**	ND	125	ND	ND	ND
Methylene Chloride	ug/kg	23	1,800	ND	ND	ND	ND	ND	ND	ND
Naphthalene	ug/kg	700	170,000	10.6	**19,700**	**1,680**	16.5	ND	ND	ND
Tetrachloroethene	ug/kg	58	640	ND	ND	ND	ND	ND	ND	ND
1,1,1-Trichloroethane	ug/kg	1,900	280,000	ND	ND	ND	ND	56.5	**7,440**	ND
Trichloroethene	ug/kg	57	82	ND	ND	ND	ND	**3,700**	**39,900**	ND
1,2,4-Trimethylbenzene	ug/kg	2,500	170,000	5.73	**104,000**	2,360	**3,470**	ND	ND	ND
1,3,5-Trimethylbenzene	ug/kg	610	68,000	8.47	**37,000**	ND	**2,010**	ND	ND	ND
Benzo(a)anthracene	ug/kg	5,000	15,000	ND	69	48	420	9	1,200	96
Benzo(b)fluoranthene	ug/kg	5,000	15,000	17	100	ND	520	ND	1,500	130
Benzo(a)pyrene	ug/kg	500	1,500	ND	ND	ND	380	ND	**950**	120
Naphthalene	ug/kg	700	170,000	130	**3,400**	**2,800**	340	ND	22	15
Phenanthrene	ug/kg	13,000	170,000	ND	340	180	670	ND	600	100

Parcel H
Groundwater Analytical Results
Above RDCL or IDCL

Constituent	Units	RCS	Ind	H1-W-1	H1-W-2	H1-W-3	H2-W-1	H2-W-2	H2-W-3	H2-W-4
Date Sampled				11/28/2007	11/28/2007	11/28/2007	11/29/2007	11/30/2007	11/30/2007	11/30/2007
TPH GRO (C5-C12)	mg/L	0.22	3	<1.00	<1.00	**5.04**	NA	NA	NA	NA
TPH DRO (C10-C20)	mg/L	0.1	1.1	<1.00	<1.00	**1.64**	NA	NA	NA	NA
TPH DRO (C21-C36)	mg/L	0.1	1.1	<1.00	<1.00	<1.00	NA	NA	NA	NA
Arsenic	mg/L	0.01	0.01	NA	NA	NA	**0.0553**	**0.124**	**0.120**	**0.612**
Barium	mg/L	2	20	NA	NA	NA	0.424	0.924	3.70	**8.12**
Cadmium	mg/L	0.005	0.051	NA	NA	NA	ND	ND	0.0110	**0.0466**
Chromium	mg/L	0.1	0.31	NA	NA	NA	**0.107**	**0.190**	0.308	**0.561**
Lead	mg/L	0.015	0.042	NA	NA	NA	**0.0797**	**0.233**	0.409	**0.950**
Mercury	mg/L	0.002	0.031	NA	NA	NA	ND	ND	ND	**0.00300**
Zinc	mg/L	11	31	NA	NA	NA	NA	NA	NA	NA
Benzene	ug/L	5	52	**120**	**690**	**3,900**	ND	ND	ND	ND
Carbon tetrachloride	ug/L	5	22	ND	ND	ND	ND	ND	ND	ND
Chloroethane	ug/L	62	990	28	**250**	**67**	ND	ND	380	ND
1,1-Dichloroethane	ug/L	990	10,000	**510**	**1,200**	140	**1,700**	**2,100**	3,000	**3,300**
1,2-Dichloroethane	ug/L	5	31	<33	<56	<120	ND	**21**	ND	ND
1,1-Dichloroethene	ug/L	7	5,100	**23**	**110**	<120	**160**	**50**	2,500	**15,000**
cis-1,2-Dichloroethene	ug/L	70	1,000	**940**	**1,700**	**1,500**	**1,700**	**350**	9,300	**10,000**
trans-1,2-Dichloroethene	ug/L	100	2,000	99	39	26	79	17	510	ND
Methylene Chloride	ug/L	5	380	<33	<56	**55**	**190**	**60**	ND	ND
Naphthalene	ug/L	8.3	2,000	<33	<56	44	ND	ND	ND	ND
1,1,1-Trichloroethane	ug/L	200	29,000	78	**610**	<120	**300**	ND	15,000	**56,000**
Trichloroethene	ug/L	5	7.2 / 31	**1,300**	**460**	**230**	**3,000**	**1,200**	1,900	**130,000**
1,2,4-Trimethylbenzene	ug/L	16	5,100	<33	<56	47	ND	ND	ND	ND
Vinyl Chloride	ug/L	2	4	**54**	**110**	**74**	ND	ND	ND	ND
Benzo(a)anthracene	ug/L	1.2	3.9	ND	<0.2	<0.2	ND	ND	ND	ND
Benzo(b)fluoranthene	ug/L	1.2	3.9	ND	<0.2	0.4	ND	ND	ND	ND
Benzo(a)pyrene	ug/L	0.2	0.39	ND	<0.2	<0.2	ND	ND	ND	ND

Parcel H
Groundwater Analytical Results
Above RDCL or IDCL

Constituent	Units	Res	Ind	H5-W-1	H5-W-2	H5-W-3	H5-W-1	H5-W-2	H7-W-1	H8-W-1	H10-W-1
Date Sampled				11/27/2007	11/27/2007	11/27/2007	11/30/2007	12/3/2007	11/30/2007	11/30/2007	12/4/2007
TPH GRO (C5-C12)	mg/L	0.22	3	<1.00	<1.00	<1.00	NA	NA	NA	NA	**1.300**
TPH DRO (C10-C20)	mg/L	0.1	1.1	<1.00	<1.00	**1.75**	NA	NA	NA	NA	<1.00
TPH DRO (C21-C36)	mg/L	0.1	1.1	<1.00	<1.00	**4.95**	NA	NA	NA	NA	<1.00
Arsenic	mg/L	0.01	0.01	NA	NA	NA	**0.275**	**0.166**	**0.242**	**0.332**	**0.338**
Barium	mg/L	2	20	NA	NA	NA	**4.19**	1.77	**2.11**	**5.27**	**6.10**
Cadmium	mg/L	0.005	0.051	NA	NA	NA	ND	ND	**0.00839**	**0.0239**	**0.0358**
Chromium	mg/L	0.1	0.31	NA	NA	NA	**1.04**	**0.309**	**0.773**	**1.31**	**0.846**
Lead	mg/L	0.015	0.042	NA	NA	NA	**0.685**	**0.212**	**0.306**	**0.779**	**0.970**
Mercury	mg/L	0.002	0.031	NA	NA	NA	0.00198	ND	ND	**0.00241**	ND
Zinc	mg/L	11	31	NA	NA	NA	NA	NA	NA	NA	NA
Benzene	ug/L	5	52	ND	ND	ND	ND	ND	ND	ND	ND
Carbon tetrachloride	ug/L	5	22	ND	ND	ND	ND	ND	ND	ND	ND
Chloroethane	ug/L	62	990	ND	ND	ND	ND	ND	ND	ND	ND
1,1-Dichloroethane	ug/L	990	10,000	15	**1,600**	14	ND	ND	ND	0.27	ND
1,2-Dichloroethane	ug/L	5	31	ND	ND	ND	ND	ND	ND	ND	ND
1,1-Dichloroethene	ug/L	7	5,100	5.8	**320**	2.5	ND	ND	ND	0.24	ND
cis-1,2-Dichloroethene	ug/L	70	1,000	7.1	**7,400**	15	**190**	**570**	60	ND	**290**
trans-1,2-Dichloroethene	ug/L	100	2,000	ND	**480**	ND	ND	**590**	80	ND	**110**
Methylene Chloride	ug/L	5	380	**9.2**	**120**	ND	ND	ND	ND	ND	**96**
Naphthalene	ug/L	8.3	2,000	ND	ND	7.6	ND	ND	ND	ND	ND
1,1,1-Trichloroethane	ug/L	200	29,000	42	**3,000**	10	ND	ND	19	0.99	ND
Trichloroethene	ug/L	5	7.2 / 31	**560**	**4,700**	**280**	**5,100**	**5,600**	**650**	2.2	**2,100**
1,2,4-Trimethylbenzene	ug/L	16	5,100	ND	ND	5.2	ND	ND	ND	ND	ND
Vinyl Chloride	ug/L	2	4	ND	ND	ND	ND	ND	ND	ND	**24**
Benzo(a)anthracene	ug/L	1.2	3.9	ND	0.41	**7.1**	<0.2	ND	ND	ND	ND
Benzo(b)fluoranthene	ug/L	1.2	3.9	ND	<0.2	**1.4**	0.44	ND	ND	ND	ND
Benzo(a)pyrene	ug/L	0.2	0.39	ND	**0.28**	**3.7**	<0.2	ND	ND	ND	ND

Parcel H
Groundwater Analytical Results
Above RDCL or IDCL

Constituent	Units	RCS	IDCL	H10-W-2	H10-W-3	H11-W-1	H12-W-1	H13-W-1	H13-W-2	SB-2	SB-3	SB-4
Date Sampled				12/4/2007	12/4/2007	12/3/2007	12/30/2007	12/4/2008	12/4/2007			
TPH GRO (C5-C12)	mg/L	0.22	3	**0.220**	<0.100	NA	NA	<0.100	<0.100	NA	NA	NA
TPH DRO (C10-C20)	mg/L	0.1	1.1	<1.00	<1.00	NA	NA	<1.00	<1.00	NA	NA	NA
TPH DRO (C21-C36)	mg/L	0.1	1.1	**1.02**	<1.00	NA	NA	<1.00	<1.00	NA	NA	NA
Arsenic	mg/L	0.01	0.01	**0.261**	**0.292**	**1.68**	ND	**0.225**	ND	NA	NA	NA
Barium	mg/L	2	20	**3.21**	**4.37**	**15.0**	**12.2**	**2.11**	**2.41**	NA	NA	NA
Cadmium	mg/L	0.005	0.051	ND	ND	**0.0638**	**0.0723**	ND	ND	NA	NA	NA
Chromium	mg/L	0.1	0.31	**0.456**	**0.576**	**1.83**	**3.41**	**0.326**	**0.199**	NA	NA	NA
Lead	mg/L	0.015	0.042	**0.450**	**0.708**	**1.65**	**2.74**	**0.362**	**0.404**	NA	NA	NA
Mercury	mg/L	0.002	0.031	0.00142	ND	**0.00735**	**0.00266**	ND	ND	NA	NA	NA
Zinc	mg/L	11	31	NA	NA	NA	NA	NA	NA	NA	NA	NA
Benzene	ug/L	5	52	ND	ND	ND	ND	ND	ND	ND	ND	ND
Carbon tetrachloride	ug/L	5	22	ND	ND	ND	ND	ND	ND	ND	ND	ND
Chloroethane	ug/L	62	990	ND	0.87	ND	ND	ND	ND	ND	**142**	**222**
1,1-Dichloroethane	ug/L	990	10,000	2	22	ND	ND	0.53	ND	ND	ND	ND
1,2-Dichloroethane	ug/L	5	31	ND	ND	ND	ND	ND	ND	ND	ND	ND
1,1-Dichloroethene	ug/L	7	5,100	0.74	3.9	ND	ND	ND	ND	ND	ND	ND
cis-1,2-Dichloroethene	ug/L	70	1,000	11	8.3	ND	ND	ND	ND	ND	ND	ND
trans-1,2-Dichloroethene	ug/L	100	2,000	3.7	1.4	ND	ND	ND	ND	ND	ND	ND
Methylene Chloride	ug/L	5	380	1.9	ND	ND	ND	ND	ND	ND	ND	ND
Naphthalene	ug/L	8.3	2,000	ND	ND	ND	ND	ND	ND	ND	ND	ND
1,1,1-Trichloroethane	ug/L	200	29,000	2.4	19	0.4	ND	ND	0.25	87	**352**	ND
Trichloroethene	ug/L	5	7.2 / 31	**47**	**6**	1.4	ND	ND	ND	**180**	**4,970**	ND
1,2,4-Trimethylbenzene	ug/L	16	5,100	ND	ND	0.13	ND	ND	ND	ND	ND	ND
Vinyl Chloride	ug/L	2	4	**3.7**	0.52	ND	ND	ND	ND	1,350	ND	ND
Benzo(a)anthracene	ug/L	1.2	3.9	ND	ND	ND	ND	ND	ND	NA	NA	NA
Benzo(b)fluoranthene	ug/L	1.2	3.9	ND	ND	ND	ND	ND	ND	NA	NA	NA
Benzo(a)pyrene	ug/L	0.2	0.39	ND	ND	ND	ND	ND	ND	NA	NA	NA

Parcel H
Groundwater Analytical Results
Above RDCL or IDCL

Constituent	Units	Rec	Ind	SB-6	SB-7	SB-8I	SB-31	W-2	W-2	W-2	W-2	W-2
Date Sampled							4/16/1993	8/16/1989	2/12/1991	5/2/2002	5/2/2002	7/13/2004
TPH GRO (C5-C12)	mg/L	0.22	3	NA	NA	NA	NA	NA	NA	NA	NA	NA
TPH DRO (C10-C20)	mg/L	0.1	1.1	NA	NA	NA	NA	NA	NA	NA	NA	NA
TPH DRO (C21-C36)	mg/L	0.1	1.1	NA	NA	NA	NA	NA	NA	NA	NA	NA
Arsenic	mg/L	0.01	0.01	NA	NA	NA	NA	NA	NA	NA	NA	NA
Barium	mg/L	2	20	NA	NA	NA	NA	NA	NA	NA	NA	NA
Cadmium	mg/L	0.005	0.051	NA	NA	NA	NA	ND	NA	NA	NA	NA
Chromium	mg/L	0.1	0.31	NA	NA	NA	NA	NA	NA	NA	NA	NA
Lead	mg/L	0.015	0.042	NA	NA	NA	NA	ND	NA	NA	NA	NA
Mercury	mg/L	0.002	0.031	NA	NA	NA	NA	NA	NA	NA	NA	NA
Zinc	mg/L	11	31	NA	NA	NA	NA	NA	NA	NA	NA	NA
Benzene	ug/L	5	52	ND	ND	ND	**500**	**96**	**76**	**410**	**580**	ND
Carbon tetrachloride	ug/L	5	22	ND	ND	ND	ND	ND	ND	ND	ND	ND
Chloroethane	ug/L	62	990	ND	ND	ND	**190**	**3,200**	**4,000**	**1,400**	**1,700**	ND
1,1-Dichloroethane	ug/L	990	10,000	ND	ND	ND	**3,900**	43	352	240	440	110
1,2-Dichloroethane	ug/L	5	31	ND	ND	ND	ND	**10**	**10**	ND	ND	ND
1,1-Dichloroethene	ug/L	7	5,100	ND	ND	ND	**45**	ND	**15**	**29**	**44**	**110**
cis-1,2-Dichloroethene	ug/L	70	1,000	ND	ND	ND	**4,600**	NA	12	**3,200**	**4,200**	**260**
trans-1,2-Dichloroethene	ug/L	100	2,000	ND	ND	ND	87	NA	15	18	24	ND
Methylene Chloride	ug/L	5	380	ND	ND	ND	ND	**6.0**	**28**	ND	ND	ND
Naphthalene	ug/L	8.3	2,000	ND	ND	ND	ND	NA	NA	NA	NA	NA
1,1,1-Trichloroethane	ug/L	200	29,000	**7,980**	**3,490**	4	72	19	**320**	**310**	**520**	**3,900**
Trichloroethene	ug/L	5	7.2 / 31	**113,000**	**12,500**	**869**	**1,100**	**32**	**84**	**280**	**350**	**4,300**
1,2,4-Trimethylbenzene	ug/L	16	5,100	ND	ND	ND	ND	NA	NA	NA	NA	NA
Vinyl Chloride	ug/L	2	4	ND	ND	ND	**185**	**9**	**57**	**890**	**1,300**	ND
Benzo(a)anthracene	ug/L	1.2	3.9	NA	NA	NA	NA	NA	NA	NA	NA	NA
Benzo(b)fluoranthene	ug/L	1.2	3.9	NA	NA	NA	NA	NA	NA	NA	NA	NA
Benzo(a)pyrene	ug/L	0.2	0.39	NA	NA	NA	NA	NA	NA	NA	NA	NA

Parcel H
Groundwater Analytical Results
Above RDCL or IDCL

Constituent	Units	Res	Ind	W-2	W-2	W-2	W-2	W-3	W-3	W-3	W-4
Date Sampled				8/11/2004	12/30/2004	4/22/2005	10/25/2005	8/16/1989	8/16/1989	6/27/1992	8/16/1989
TPH GRO (C5-C12)	mg/L	0.22	3	NA	NA	NA	NA	NA	NA	NA	NA
TPH DRO (C10-C20)	mg/L	0.1	1.1	NA	NA	NA	NA	NA	NA	NA	NA
TPH DRO (C21-C36)	mg/L	0.1	1.1	NA	NA	NA	NA	NA	NA	NA	NA
Arsenic	mg/L	0.01	0.01	NA	NA	NA	NA	NA	NA	NA	NA
Barium	mg/L	2	20	NA	NA	NA	NA	NA	NA	ND	NA
Cadmium	mg/L	0.005	0.051	NA	NA	NA	NA	ND	NA	ND	ND
Chromium	mg/L	0.1	0.31	NA	NA	NA	NA	NA	NA	NA	NA
Lead	mg/L	0.015	0.042	NA	NA	NA	NA	0.006	NA	**0.019**	0.006
Mercury	mg/L	0.002	0.031	NA	NA	NA	NA	NA	NA	NA	NA
Zinc	mg/L	11	31	NA	NA	NA	NA	NA	NA	NA	NA
Benzene	ug/L	5	52	ND	ND	ND	ND	ND	ND	ND	ND
Carbon tetrachloride	ug/L	5	22	ND	ND	ND	ND	ND	ND	ND	ND
Chloroethane	ug/L	62	990	ND	ND	**310**	ND	**280**	**210**	ND	**136**
1,1-Dichloroethane	ug/L	990	10,000	140	150	180	240	ND	ND	ND	3
1,2-Dichloroethane	ug/L	5	31	ND	ND	ND	ND	ND	ND	ND	ND
1,1-Dichloroethene	ug/L	7	5,100	**110**	**100**	**140**	**120**	ND	ND	ND	ND
cis-1,2-Dichloroethene	ug/L	70	1,000	**300**	**310**	**480**	**570**	NA	NA	ND	ND
trans-1,2-Dichloroethene	ug/L	100	2,000	ND	ND	ND	ND	NA	NA	ND	ND
Methylene Chloride	ug/L	5	380	ND	ND	ND	ND	ND	ND	ND	ND
Naphthalene	ug/L	8.3	2,000	NA	NA	NA	NA	NA	NA	ND	ND
1,1,1-Trichloroethane	ug/L	200	29,000	**4,600**	**4,500**	**4,900**	**5,200**	7	6.0	ND	10
Trichloroethene	ug/L	5	7.2 / 31	**5,200**	**4,700**	**5,000**	**5,600**	ND	ND	ND	**5**
1,2,4-Trimethylbenzene	ug/L	16	5,100	NA	NA	NA	NA	NA	NA	ND	ND
Vinyl Chloride	ug/L	2	4	ND	ND	ND	ND	ND	ND	ND	ND
Benzo(a)anthracene	ug/L	1.2	3.9	NA	NA	NA	NA	NA	NA	NA	NA
Benzo(b)fluoranthene	ug/L	1.2	3.9	NA	NA	NA	NA	NA	NA	NA	NA
Benzo(a)pyrene	ug/L	0.2	0.39	NA	NA	NA	NA	NA	NA	NA	NA

Parcel H
Groundwater Analytical Results
Above RDCL or IDCL

Constituent	Units	RDCL	IDCL	W-4	W-4	W-4	W-4	W-8D	W-8D	W-8D	W-8D
Date Sampled				2/12/1991	6/28/1992	1/9/2001	5/1/2002	5/2/2002	12/30/2004	4/22/2005	10/25/2005
TPH GRO (C5-C12)	mg/L	0.22	3	NA	NA	NA	NA	NA	NA	NA	NA
TPH DRO (C10-C20)	mg/L	0.1	1.1	NA	NA	NA	NA	NA	NA	NA	NA
TPH DRO (C21-C36)	mg/L	0.1	1.1	NA	NA	NA	NA	NA	NA	NA	NA
Arsenic	mg/L	0.01	0.01	NA	NA	NA	NA	NA	NA	NA	NA
Barium	mg/L	2	20	NA	ND	NA	NA	NA	NA	NA	NA
Cadmium	mg/L	0.005	0.051	NA	**0.005**	NA	NA	NA	NA	NA	NA
Chromium	mg/L	0.1	0.31	NA	NA	NA	NA	NA	NA	NA	NA
Lead	mg/L	0.015	0.042	NA	ND	NA	NA	NA	NA	NA	NA
Mercury	mg/L	0.002	0.031	NA	NA	NA	NA	NA	NA	NA	NA
Zinc	mg/L	11	31	NA	NA	NA	NA	NA	NA	NA	NA
Benzene	ug/L	5	52	ND	ND	ND	ND	ND	ND	ND	ND
Carbon tetrachloride	ug/L	5	22	ND	ND	ND	ND	ND	ND	ND	ND
Chloroethane	ug/L	62	990	**71**	24	4.7	ND	ND	ND	0.51	ND
1,1-Dichloroethane	ug/L	990	10,000	160	285	49	ND	45	45	44	44
1,2-Dichloroethane	ug/L	5	31	**5.0**	**9.0**	4.9	**7.1**	0.77	ND	0.79	ND
1,1-Dichloroethene	ug/L	7	5,100	3.0	ND	2.9	ND	0.91	ND	0.59	ND
cis-1,2-Dichloroethene	ug/L	70	1,000	**110**	ND	**200**	**570**	62	**74**	68	**78**
trans-1,2-Dichloroethene	ug/L	100	2,000	3.0	ND	7.6	ND	0.65	1.5	1.2	1.6
Methylene Chloride	ug/L	5	380	ND	ND	ND	ND	ND	ND	ND	ND
Naphthalene	ug/L	8.3	2,000	ND	ND	ND	ND	ND	ND	ND	ND
1,1,1-Trichloroethane	ug/L	200	29,000	79	159	18	**260**	ND	ND	ND	ND
Trichloroethene	ug/L	5	7.2 / 31	**280**	**342**	**78**	**120**	**12**	1.6	0.99	1.2
1,2,4-Trimethylbenzene	ug/L	16	5,100	ND	ND	ND	ND	ND	ND	ND	ND
Vinyl Chloride	ug/L	2	4	**64.0**	ND	**56**	**140**	1.8	**3.3**	**3.0**	**2.5**
Benzo(a)anthracene	ug/L	1.2	3.9	NA	NA	NA	NA	NA	NA	NA	NA
Benzo(b)fluoranthene	ug/L	1.2	3.9	NA	NA	NA	NA	NA	NA	NA	NA
Benzo(a)pyrene	ug/L	0.2	0.39	NA	NA	NA	NA	NA	NA	NA	NA

Parcel H
Groundwater Analytical Results
Above RDCL or IDCL

Constituent	Units	Res	Ind	W-9	W-9	W-9	W-9	W-11D	W-11D	W-11D	W-11D
Date Sampled				2/12/1991	6/27/1992	7/22/792	1/9/2001	2/12/1991	6/28/1992	7/23/1992	1/9/2001
TPH GRO (C5-C12)	mg/L	0.22	3	NA	NA	NA	NA	NA	NA	NA	NA
TPH DRO (C10-C20)	mg/L	0.1	1.1	NA	NA	NA	NA	NA	NA	NA	NA
TPH DRO (C21-C36)	mg/L	0.1	1.1	NA	NA	NA	NA	NA	NA	NA	NA
Arsenic	mg/L	0.01	0.01	NA	NA	NA	NA	NA	NA	NA	NA
Barium	mg/L	2	20	NA	ND	NA	NA	NA	0.18	NA	NA
Cadmium	mg/L	0.005	0.051	NA	ND	NA	NA	NA	ND	NA	NA
Chromium	mg/L	0.1	0.31	NA	NA	NA	NA	NA	ND	NA	NA
Lead	mg/L	0.015	0.042	NA	0.007	NA	NA	NA	0.012	NA	NA
Mercury	mg/L	0.002	0.031	NA	NA	NA	NA	NA	NA	NA	NA
Zinc	mg/L	11	31	NA	NA	NA	NA	NA	NA	NA	NA
Benzene	ug/L	5	52	ND	ND	ND	ND	ND	ND	ND	ND
Carbon tetrachloride	ug/L	5	22	ND	ND	ND	ND	**75**	ND	ND	ND
Chloroethane	ug/L	62	990	**84**	ND	ND	39	390	ND	ND	ND
1,1-Dichloroethane	ug/L	990	10,000	2.2	ND	ND	ND	790	**1,185**	965	**1,800**
1,2-Dichloroethane	ug/L	5	31	ND	ND	ND	2.0	13	ND	**9.2**	ND
1,1-Dichloroethene	ug/L	7	5,100	7.4	ND	ND	ND	5.4	ND	**30.6**	**28**
cis-1,2-Dichloroethene	ug/L	70	1,000	12	ND	20	**74**	**540**	ND	**680**	**1,100**
trans-1,2-Dichloroethene	ug/L	100	2,000	ND	ND	5.5	3.9	5.4	ND	6.6	28
Methylene Chloride	ug/L	5	380	ND	ND	ND	ND	ND	ND	ND	ND
Naphthalene	ug/L	8.3	2,000	ND	ND	ND	ND	ND	ND	ND	ND
1,1,1-Trichloroethane	ug/L	200	29,000	ND	ND	ND	ND	**560**	**819**	**805**	**410**
Trichloroethene	ug/L	5	7.2 / 31	**270**	**68**	**62.9**	ND	**1,100**	**1,047**	**885**	**19**
1,2,4-Trimethylbenzene	ug/L	16	5,100	ND	ND	ND	ND	ND	ND	ND	ND
Vinyl Chloride	ug/L	2	4	**15**	ND	**27.1**	**44**	ND	ND	**49.9**	**11**
Benzo(a)anthracene	ug/L	1.2	3.9	NA	NA	NA	NA	NA	NA	NA	NA
Benzo(b)fluoranthene	ug/L	1.2	3.9	NA	NA	NA	NA	NA	NA	NA	NA
Benzo(a)pyrene	ug/L	0.2	0.39	NA	NA	NA	NA	NA	NA	NA	NA

Parcel H
Groundwater Analytical Results
Above RDCL or IDCL

Constituent	Units	Res	Ind	W-11D	W-11D	W-11D	W-11D	W-11D	MW-32	MW-32	MW-32
Date Sampled				5/4/2002	4/22/2005	4/22/2005	10/25/2005	10/25/2005	4/22/1993	4/22/1993	4/22/1993
TPH GRO (C5-C12)	mg/L	0.22	3	NA	NA	NA	NA	NA	NA	NA	NA
TPH DRO (C10-C20)	mg/L	0.1	1.1	NA	NA	NA	NA	NA	NA	NA	NA
TPH DRO (C21-C36)	mg/L	0.1	1.1	NA	NA	NA	NA	NA	NA	NA	NA
Arsenic	mg/L	0.01	0.01	NA	NA	NA	NA	NA	NA	NA	NA
Barium	mg/L	2	20	NA	NA	NA	NA	NA	NA	NA	NA
Cadmium	mg/L	0.005	0.051	NA	NA	NA	NA	NA	NA	NA	NA
Chromium	mg/L	0.1	0.31	NA	NA	NA	NA	NA	NA	NA	NA
Lead	mg/L	0.015	0.042	NA	NA	NA	NA	NA	NA	NA	NA
Mercury	mg/L	0.002	0.031	NA	NA	NA	NA	NA	NA	NA	NA
Zinc	mg/L	11	31	NA	NA	NA	NA	NA	NA	NA	NA
Benzene	ug/L	5	52	ND	ND	ND	ND	ND	0.5	34	0.4
Carbon tetrachloride	ug/L	5	22	ND	ND	ND	ND	ND	ND	ND	ND
Chloroethane	ug/L	62	990	ND	ND	ND	ND	ND	**109**	58	**83**
1,1-Dichloroethane	ug/L	990	10,000	**2,600**	780	840	660	660	610	**3,900**	13.
1,2-Dichloroethane	ug/L	5	31	ND	ND	ND	ND	ND	**5.3**	**31**	ND
1,1-Dichloroethene	ug/L	7	5,100	**43**	2.5	3.6	3.4	3.4	**7.2**	**110**	ND
cis-1,2-Dichloroethene	ug/L	70	1,000	**1,800**	**300**	**310**	**310**	**340**	29.5	**1,100**	4.7
trans-1,2-Dichloroethene	ug/L	100	2,000	53	10	8.9	10	10	2.0	41	ND
Methylene Chloride	ug/L	5	380	ND	ND	ND	ND	ND	ND	ND	ND
Naphthalene	ug/L	8.3	2,000	ND	ND	ND	ND	ND	NA	NA	NA
1,1,1-Trichloroethane	ug/L	200	29,000	**420**	ND	ND	44	46	**560**	**5,900**	15
Trichloroethene	ug/L	5	7.2 / 31	**18**	ND	2.5	2.6	3.1	**94**	**2,400**	**9.8**
1,2,4-Trimethylbenzene	ug/L	16	5,100	ND	ND	ND	ND	ND	NA	NA	NA
Vinyl Chloride	ug/L	2	4	ND	**8.0**	**7.3**	**6.1**	**6.0**	ND	**26**	**17**
Benzo(a)anthracene	ug/L	1.2	3.9	NA	NA	NA	NA	NA	NA	NA	NA
Benzo(b)fluoranthene	ug/L	1.2	3.9	NA	NA	NA	NA	NA	NA	NA	NA
Benzo(a)pyrene	ug/L	0.2	0.39	NA	NA	NA	NA	NA	NA	NA	NA

Parcel H
Groundwater Analytical Results
Above RDCL or IDCL

Constituent	Units	Res	Ind	MW-132	MW-132	MW-132	MW-132	MW-132	MW-132	MW-132
Date Sampled				12/13/2001	5/2/2002	5/2/2002	7/14/2004	8/11/2004	12/30/2004	4/22/2005
TPH GRO (C5-C12)	mg/L	0.22	3	NA	NA	NA	NA	NA	NA	NA
TPH DRO (C10-C20)	mg/L	0.1	1.1	NA	NA	NA	NA	NA	NA	NA
TPH DRO (C21-C36)	mg/L	0.1	1.1	NA	NA	NA	NA	NA	NA	NA
Arsenic	mg/L	0.01	0.01	NA	NA	NA	NA	NA	NA	NA
Barium	mg/L	2	20	0.109	NA	NA	NA	NA	NA	NA
Cadmium	mg/L	0.005	0.051	ND	NA	NA	NA	NA	NA	NA
Chromium	mg/L	0.1	0.31	ND	NA	NA	NA	NA	NA	NA
Lead	mg/L	0.015	0.042	ND	NA	NA	NA	NA	NA	NA
Mercury	mg/L	0.002	0.031	NA	NA	NA	NA	NA	NA	NA
Zinc	mg/L	11	31	NA	NA	NA	NA	NA	NA	NA
Benzene	ug/L	5	52	ND	ND	ND	ND	ND	ND	ND
Carbon tetrachloride	ug/L	5	22	ND	ND	ND	ND	ND	ND	ND
Chloroethane	ug/L	62	990	ND	ND	ND	ND	ND	ND	ND
1,1-Dichloroethane	ug/L	990	10,000	980	720	800	620	690	630	630
1,2-Dichloroethane	ug/L	5	31	ND	ND	ND	ND	ND	ND	ND
1,1-Dichloroethene	ug/L	7	5,100	ND	32	43	24	31	40	25
cis-1,2-Dichloroethene	ug/L	70	1,000	**2,000**	**1,800**	**1,800**	**3,300**	**1,300**	**1,400**	**1,500**
trans-1,2-Dichloroethene	ug/L	100	2,000	52	50	59	54	43	42	46
Methylene Chloride	ug/L	5	380	ND	ND	ND	ND	ND	ND	ND
Naphthalene	ug/L	8.3	2,000	ND	ND	ND	ND	ND	ND	ND
1,1,1-Trichloroethane	ug/L	200	29,000	62	33	45	ND	ND	ND	ND
Trichloroethene	ug/L	5	7.2 / 31	**4,900**	**3,800**	**4,400**	**1,400**	**3,800**	**3,400**	**3,800**
1,2,4-Trimethylbenzene	ug/L	16	5,100	ND	ND	ND	ND	ND	ND	ND
Vinyl Chloride	ug/L	2	4	ND	ND	ND	150	ND	ND	ND
Benzo(a)anthracene	ug/L	1.2	3.9	NA	NA	NA	NA	NA	NA	NA
Benzo(b)fluoranthene	ug/L	1.2	3.9	NA	NA	NA	NA	NA	NA	NA
Benzo(a)pyrene	ug/L	0.2	0.39	NA	NA	NA	NA	NA	NA	NA

Parcel H
Groundwater Analytical Results
Above RDCL or IDCL

Constituent	Units	Res	Ind	MW-152	MW-153	MW-156	MW-158	MW-159	MW-160	MW-161
Date Sampled				10/25/2005	12/13/2001	5/2/2002	5/2/2002	5/2/2002	7/14/2004	8/11/2004
TPH GRO (C5-C12)	mg/L	0.22	3	NA	NA	NA	NA	NA	NA	NA
TPH DRO (C10-C20)	mg/L	0.1	1.1	NA	NA	NA	NA	NA	NA	NA
TPH DRO (C21-C36)	mg/L	0.1	1.1	NA	NA	NA	NA	NA	NA	NA
Arsenic	mg/L	0.01	0.01	NA	NA	NA	NA	NA	NA	NA
Barium	mg/L	2	20	NA	0.124	NA	NA	NA	NA	NA
Cadmium	mg/L	0.005	0.051	NA	ND	NA	NA	NA	NA	NA
Chromium	mg/L	0.1	0.31	NA	ND	NA	NA	NA	NA	NA
Lead	mg/L	0.015	0.042	NA	ND	NA	NA	NA	NA	NA
Mercury	mg/L	0.002	0.031	NA	NA	NA	NA	NA	NA	NA
Zinc	mg/L	11	31	NA	ND	NA	NA	NA	NA	NA
Benzene	ug/L	5	52	ND	ND	ND	ND	ND	ND	ND
Carbon tetrachloride	ug/L	5	22	ND	ND	ND	ND	ND	ND	ND
Chloroethane	ug/L	62	990	ND	ND	ND	ND	ND	ND	ND
1,1-Dichloroethane	ug/L	990	10,000	430	ND	ND	ND	ND	ND	ND
1,2-Dichloroethane	ug/L	5	31	ND	ND	ND	ND	ND	16	8.8
1,1-Dichloroethene	ug/L	7	5,100	ND	**3,500**	**2,700**	**2,800**	**2,100**	560	850
cis-1,2-Dichloroethene	ug/L	70	1,000	**1,200**	**93**	**82**	**83**	**34**	ND	21
trans-1,2-Dichloroethene	ug/L	100	2,000	46	**130**	**76**	**98**	**110**	**21**	**32**
Methylene Chloride	ug/L	5	380	ND	**12,000**	**12,000**	**13,000**	**7,200**	**1,400**	**3,700**
Naphthalene	ug/L	8.3	2,000	ND	**200**	**150**	**210**	**130**	44	57
1,1,1-Trichloroethane	ug/L	200	29,000	25	ND	ND	ND	ND	ND	ND
Trichloroethene	ug/L	5	7.2 / 31	**3,400**	ND	ND	ND	ND	21	ND
1,2,4-Trimethylbenzene	ug/L	16	5,100	ND	**4,100**	**3,300**	**3,700**	**3,800**	**3,500**	**1,400**
Vinyl Chloride	ug/L	2	4	ND	**900**	**880**	**980**	**390**	ND	**180**
Benzo(a)anthracene	ug/L	1.2	3.9	NA	NA	NA	NA	NA	NA	NA
Benzo(b)fluoranthene	ug/L	1.2	3.9	NA	NA	NA	NA	NA	NA	NA
Benzo(a)pyrene	ug/L	0.2	0.39	NA	NA	NA	NA	NA	NA	NA

Parcel H
Groundwater Analytical Results
Above RDCL or IDCL

Constituent	Units	Res	Ind	MW-163	MW-163	MW-163	MW-163	MW-163	MW-163	MW-163
Date Sampled				12/30/2004	4/22/2005	10/25/2005	12/14/2001	5/2/2002	7/14/2004	7/14/2004
TPH GRO (C5-C12)	mg/L	0.22	3	NA	NA	NA	NA	NA	NA	NA
TPH DRO (C10-C20)	mg/L	0.1	1.1	NA	NA	NA	NA	NA	NA	NA
TPH DRO (C21-C36)	mg/L	0.1	1.1	NA	NA	NA	NA	NA	NA	NA
Arsenic	mg/L	0.01	0.01	NA	NA	NA	NA	NA	NA	NA
Barium	mg/L	2	20	NA	NA	NA	0.219	NA	NA	NA
Cadmium	mg/L	0.005	0.051	NA	NA	NA	ND	NA	NA	NA
Chromium	mg/L	0.1	0.31	NA	NA	NA	ND	NA	NA	NA
Lead	mg/L	0.015	0.042	NA	NA	NA	ND	NA	NA	NA
Mercury	mg/L	0.002	0.031	NA	NA	NA	NA	NA	NA	NA
Zinc	mg/L	11	31	NA	NA	NA	ND	NA	NA	NA
Benzene	ug/L	5	52	ND	ND	ND	ND	ND	ND	ND
Carbon tetrachloride	ug/L	5	22	ND	2.2	ND	ND	ND	ND	ND
Chloroethane	ug/L	62	990	ND	ND	ND	ND	ND	ND	ND
1,1-Dichloroethane	ug/L	990	10,000	ND	ND	ND	ND	ND	ND	61
1,2-Dichloroethane	ug/L	5	31	ND	ND	ND	ND	ND	50	40
1,1-Dichloroethene	ug/L	7	5,100	870	830	**1,700**	**2,000**	**1,700**	**1,700**	**1,600**
cis-1,2-Dichloroethene	ug/L	70	1,000	ND	9.3	ND	140	120	170	160
trans-1,2-Dichloroethene	ug/L	100	2,000	**34**	**40**	**64**	ND	ND	ND	ND
Methylene Chloride	ug/L	5	380	**2,800**	**2,400**	**3,700**	**16,000**	**16,000**	**12,000**	**14,000**
Naphthalene	ug/L	8.3	2,000	63	74	**100**	**180**	**200**	**120**	**150**
1,1,1-Trichloroethane	ug/L	200	29,000	ND	ND	ND	ND	ND	ND	ND
Trichloroethene	ug/L	5	7.2 / 31	ND	ND	ND	ND	ND	ND	ND
1,2,4-Trimethylbenzene	ug/L	16	5,100	**1,100**	**960**	**1,400**	ND	ND	ND	ND
Vinyl Chloride	ug/L	2	4	**100**	**110**	**40**	**2,100**	**2,200**	**1,500**	**2,000**
Benzo(a)anthracene	ug/L	1.2	3.9	NA	NA	NA	NA	NA	NA	NA
Benzo(b)fluoranthene	ug/L	1.2	3.9	NA	NA	NA	NA	NA	NA	NA
Benzo(a)pyrene	ug/L	0.2	0.39	NA	NA	NA	NA	NA	NA	NA

Parcel H
Groundwater Analytical Results
Above RDCL or IDCL

Constituent	Units	Res	Ind	MW-163	MW-163	MW-163	MW-163	MW-163	MW-163	MW-163
Date Sampled				8/11/2004	8/11/2004	12/30/2004	12/30/2004	4/22/2005	4/22/2005	10/25/2005
TPH GRO (C5-C12)	mg/L	0.22	3	NA	NA	NA	NA	NA	NA	NA
TPH DRO (C10-C20)	mg/L	0.1	1.1	NA	NA	NA	NA	NA	NA	NA
TPH DRO (C21-C36)	mg/L	0.1	1.1	NA	NA	NA	NA	NA	NA	NA
Arsenic	mg/L	0.01	0.01	NA	NA	NA	NA	NA	NA	NA
Barium	mg/L	2	20	NA	NA	NA	NA	NA	NA	NA
Cadmium	mg/L	0.005	0.051	NA	NA	NA	NA	NA	NA	NA
Chromium	mg/L	0.1	0.31	NA	NA	NA	NA	NA	NA	NA
Lead	mg/L	0.015	0.042	NA	NA	NA	NA	NA	NA	NA
Mercury	mg/L	0.002	0.031	NA	NA	NA	NA	NA	NA	NA
Zinc	mg/L	11	31	NA	NA	NA	NA	NA	NA	NA
Benzene	ug/L	5	52	ND	ND	ND	ND	ND	ND	ND
Carbon tetrachloride	ug/L	5	22	ND	ND	ND	ND	ND	ND	ND
Chloroethane	ug/L	62	990	ND	ND	ND	ND	ND	ND	ND
1,1-Dichloroethane	ug/L	990	10,000	ND	ND	ND	ND	ND	61	ND
1,2-Dichloroethane	ug/L	5	31	44	39	ND	ND	ND	ND	ND
1,1-Dichloroethene	ug/L	7	5,100	**1,900**	**2,000**	**2,100**	**2,200**	**2,100**	**1,800**	**1,700**
cis-1,2-Dichloroethene	ug/L	70	1,000	**180**	**190**	**180**	**170**	ND	**160**	**150**
trans-1,2-Dichloroethene	ug/L	100	2,000	ND	ND	ND	ND	ND	ND	ND
Methylene Chloride	ug/L	5	380	**14,000**	**13,000**	**14,000**	**15,000**	**16,000**	**14,000**	**14,000**
Naphthalene	ug/L	8.3	2,000	**150**	**120**	**140**	**170**	**140**	**150**	**150**
1,1,1-Trichloroethane	ug/L	200	29,000	ND	ND	ND	ND	ND	ND	ND
Trichloroethene	ug/L	5	7.2 / 31	34	ND	ND	ND	ND	ND	ND
1,2,4-Trimethylbenzene	ug/L	16	5,100	ND	ND	ND	ND	ND	ND	ND
Vinyl Chloride	ug/L	2	4	**1,700**	**1,600**	**1,700**	**1,700**	**2,200**	**2,800**	**2,400**
Benzo(a)anthracene	ug/L	1.2	3.9	NA	NA	NA	NA	NA	NA	NA
Benzo(b)fluoranthene	ug/L	1.2	3.9	NA	NA	NA	NA	NA	NA	NA
Benzo(a)pyrene	ug/L	0.2	0.39	NA	NA	NA	NA	NA	NA	NA

Parcel H
Groundwater Analytical Results
Above RDCL or IDCL

Constituent	Units	Res	Ind	MW-10S	MW-27S	MW-27S	MW-27S	MW-27S	MW-27D	MW-31H	MW-31H
Date Sampled				10/25/2005	4/30/2002	4/30/2002	7/13/2004	8/11/2004	12/30/2004	7/13/2004	8/11/2004
TPH GRO (C5-C12)	mg/L	0.22	3	NA	NA	NA	NA	NA	NA	NA	NA
TPH DRO (C10-C20)	mg/L	0.1	1.1	NA	NA	NA	NA	NA	NA	NA	NA
TPH DRO (C21-C36)	mg/L	0.1	1.1	NA	NA	NA	NA	NA	NA	NA	NA
Arsenic	mg/L	0.01	0.01	NA	NA	NA	NA	NA	NA	NA	NA
Barium	mg/L	2	20	NA	NA	0.356	NA	NA	NA	NA	NA
Cadmium	mg/L	0.005	0.051	NA	NA	ND	NA	NA	NA	NA	NA
Chromium	mg/L	0.1	0.31	NA	NA	ND	NA	NA	NA	NA	NA
Lead	mg/L	0.015	0.042	NA	NA	ND	NA	NA	NA	NA	NA
Mercury	mg/L	0.002	0.031	NA	NA	NA	NA	NA	NA	NA	NA
Zinc	mg/L	11	31	NA	NA	**25.4**	NA	NA	NA	NA	NA
Benzene	ug/L	5	52	ND	2.6	5.8	ND	6.1	ND	**120**	**160**
Carbon tetrachloride	ug/L	5	22	ND	ND	ND	ND	ND	ND	ND	ND
Chloroethane	ug/L	62	990	ND	ND	ND	ND	ND	ND	**330**	**410**
1,1-Dichloroethane	ug/L	990	10,000	ND	ND	ND	ND	ND	ND	**1,300**	**1,600**
1,2-Dichloroethane	ug/L	5	31	ND	ND	1.1	ND	ND	ND	**11**	**16**
1,1-Dichloroethene	ug/L	7	5,100	**1,600**	ND	ND	ND	ND	ND	ND	**22**
cis-1,2-Dichloroethene	ug/L	70	1,000	**150**	ND	ND	ND	ND	ND	**1,400**	**1,700**
trans-1,2-Dichloroethene	ug/L	100	2,000	ND	ND	ND	ND	ND	ND	38	52
Methylene Chloride	ug/L	5	380	**13,000**	ND	ND	ND	ND	ND	ND	ND
Naphthalene	ug/L	8.3	2,000	**140**	ND	ND	ND	ND	ND	NA	NA
1,1,1-Trichloroethane	ug/L	200	29,000	ND	ND	2.6	ND	ND	ND	**840**	**740**
Trichloroethene	ug/L	5	7.2 / 31	ND	ND	ND	ND	ND	ND	**100**	**110**
1,2,4-Trimethylbenzene	ug/L	16	5,100	ND	ND	ND	ND	ND	ND	NA	NA
Vinyl Chloride	ug/L	2	4	**2,200**	**3.5**	**2.2**	**4.0**	**4.7**	**2.9**	**100**	**160**
Benzo(a)anthracene	ug/L	1.2	3.9	NA	NA	NA	NA	NA	NA	NA	NA
Benzo(b)fluoranthene	ug/L	1.2	3.9	NA	NA	NA	NA	NA	NA	NA	NA
Benzo(a)pyrene	ug/L	0.2	0.39	NA	NA	NA	NA	NA	NA	NA	NA

Parcel H
Groundwater Analytical Results
Above RDCL or IDCL

Constituent	Units	Res	Ind	MW-31	MW-31	MW-31	MW-312	MW-312	MW-312	MW-312
Date Sampled				12/30/2004	4/22/2005	10/25/2005	7/14/2004	8/11/2004	12/30/2004	4/22/2005
TPH GRO (C5-C12)	mg/L	0.22	3	NA	NA	NA	NA	NA	NA	NA
TPH DRO (C10-C20)	mg/L	0.1	1.1	NA	NA	NA	NA	NA	NA	NA
TPH DRO (C21-C36)	mg/L	0.1	1.1	NA	NA	NA	NA	NA	NA	NA
Arsenic	mg/L	0.01	0.01	NA	NA	NA	NA	NA	NA	NA
Barium	mg/L	2	20	NA	NA	NA	NA	NA	NA	NA
Cadmium	mg/L	0.005	0.051	NA	NA	NA	NA	NA	NA	NA
Chromium	mg/L	0.1	0.31	NA	NA	NA	NA	NA	NA	NA
Lead	mg/L	0.015	0.042	NA	NA	NA	NA	NA	NA	NA
Mercury	mg/L	0.002	0.031	NA	NA	NA	NA	NA	NA	NA
Zinc	mg/L	11	31	NA	NA	NA	NA	NA	NA	NA
Benzene	ug/L	5	52	**200**	**100**	**120**	ND	ND	ND	ND
Carbon tetrachloride	ug/L	5	22	ND	ND	ND	ND	ND	ND	ND
Chloroethane	ug/L	62	990	**430**	**420**	**250**	ND	ND	ND	ND
1,1-Dichloroethane	ug/L	990	10,000	**990**	**1,100**	510	910	**1,000**	**1,200**	690
1,2-Dichloroethane	ug/L	5	31	ND	ND	ND	ND	ND	ND	ND
1,1-Dichloroethene	ug/L	7	5,100	**28**	**16**	**14**	**36**	**52**	**52**	**31**
cis-1,2-Dichloroethene	ug/L	70	1,000	**2,300**	**1,200**	**1,300**	**2,200**	**2,300**	**2,700**	**1,700**
trans-1,2-Dichloroethene	ug/L	100	2,000	64	36	40	55	56	71	47
Methylene Chloride	ug/L	5	380	ND	ND	ND	ND	ND	ND	ND
Naphthalene	ug/L	8.3	2,000	NA	NA	NA	ND	ND	ND	ND
1,1,1-Trichloroethane	ug/L	200	29,000	**420**	**840**	**310**	150	180	**200**	ND
Trichloroethene	ug/L	5	7.2 / 31	**110**	**89**	**78**	**1,700**	**1,800**	**1,900**	**1,800**
1,2,4-Trimethylbenzene	ug/L	16	5,100	NA	NA	NA	ND	ND	ND	ND
Vinyl Chloride	ug/L	2	4	**290**	**160**	**110**	ND	**10**	ND	**11**
Benzo(a)anthracene	ug/L	1.2	3.9	NA	NA	NA	NA	NA	NA	NA
Benzo(b)fluoranthene	ug/L	1.2	3.9	NA	NA	NA	NA	NA	NA	NA
Benzo(a)pyrene	ug/L	0.2	0.39	NA	NA	NA	NA	NA	NA	NA

Parcel H
Groundwater Analytical Results
Above RDCL or IDCL

Constituent	Units	Res	Ind	MW-312	MW-331	MW-331	MW-331	MW-331	MW-331	MW-331	MW-331
Date Sampled				10/25/2005	6/7/2004	6/15/2004	6/25/2004	7/1/2004	7/15/2004	7/27/2004	8/19/2004
TPH GRO (C5-C12)	mg/L	0.22	3	NA	NA	NA	NA	NA	NA	NA	NA
TPH DRO (C10-C20)	mg/L	0.1	1.1	NA	NA	NA	NA	NA	NA	NA	NA
TPH DRO (C21-C36)	mg/L	0.1	1.1	NA	NA	NA	NA	NA	NA	NA	NA
Arsenic	mg/L	0.01	0.01	NA	NA	NA	NA	NA	NA	NA	NA
Barium	mg/L	2	20	NA	NA	NA	NA	NA	NA	NA	NA
Cadmium	mg/L	0.005	0.051	NA	NA	NA	NA	NA	NA	NA	NA
Chromium	mg/L	0.1	0.31	NA	NA	NA	NA	NA	NA	NA	NA
Lead	mg/L	0.015	0.042	NA	NA	NA	NA	NA	NA	NA	NA
Mercury	mg/L	0.002	0.031	NA	NA	NA	NA	NA	NA	NA	NA
Zinc	mg/L	11	31	NA	NA	NA	NA	NA	NA	NA	NA
Benzene	ug/L	5	52	ND	ND	ND	ND	ND	ND	ND	ND
Carbon tetrachloride	ug/L	5	22	ND	ND	ND	ND	ND	ND	ND	ND
Chloroethane	ug/L	62	990	ND	ND	ND	ND	ND	ND	ND	ND
1,1-Dichloroethane	ug/L	990	10,000	**1,000**	98	390	410	300	230	280	65
1,2-Dichloroethane	ug/L	5	31	ND	1.7	**6.5**	ND	7.2	ND	ND	1.6
1,1-Dichloroethene	ug/L	7	5,100	**47**	**12**	**55**	**34**	**22**	**22**	**20**	5.2
cis-1,2-Dichloroethene	ug/L	70	1,000	**2,400**	**470**	**1,800**	**2,600**	**1,600**	**1,400**	**1,400**	**380**
trans-1,2-Dichloroethene	ug/L	100	2,000	63	22	62	68	85	78	88	13
Methylene Chloride	ug/L	5	380	ND	ND	ND	ND	ND	ND	ND	ND
Naphthalene	ug/L	8.3	2,000	ND	NA	NA	NA	NA	NA	NA	NA
1,1,1-Trichloroethane	ug/L	200	29,000	170	1.5	16	ND	ND	ND	ND	6.7
Trichloroethene	ug/L	5	7.2 / 31	**2,000**	**310**	**1,300**	**1,800**	**1,200**	**1,200**	**1,200**	**340**
1,2,4-Trimethylbenzene	ug/L	16	5,100	ND	NA	NA	NA	NA	NA	NA	NA
Vinyl Chloride	ug/L	2	4	ND	1.5	**6.0**	ND	ND	ND	ND	ND
Benzo(a)anthracene	ug/L	1.2	3.9	NA	NA	NA	NA	NA	NA	NA	NA
Benzo(b)fluoranthene	ug/L	1.2	3.9	NA	NA	NA	NA	NA	NA	NA	NA
Benzo(a)pyrene	ug/L	0.2	0.39	NA	NA	NA	NA	NA	NA	NA	NA

Parcel H
Groundwater Analytical Results
Above RDCL or IDCL

Constituent	Units	Res	Ind	MW-331	MW-331	MW-331	MW-331	MW-331	MW-341	MW-341
Date Sampled				9/13/2004	10/28/2004	11/29/2004	4/22/2005	10/25/2005	6/7/2004	6/15/2004
TPH GRO (C5-C12)	mg/L	0.22	3	NA	NA	NA	NA	NA	NA	NA
TPH DRO (C10-C20)	mg/L	0.1	1.1	NA	NA	NA	NA	NA	NA	NA
TPH DRO (C21-C36)	mg/L	0.1	1.1	NA	NA	NA	NA	NA	NA	NA
Arsenic	mg/L	0.01	0.01	NA	NA	NA	NA	NA	NA	NA
Barium	mg/L	2	20	NA	NA	NA	NA	NA	NA	NA
Cadmium	mg/L	0.005	0.051	NA	NA	NA	NA	NA	NA	NA
Chromium	mg/L	0.1	0.31	NA	NA	NA	NA	NA	NA	NA
Lead	mg/L	0.015	0.042	NA	NA	NA	NA	NA	NA	NA
Mercury	mg/L	0.002	0.031	NA	NA	NA	NA	NA	NA	NA
Zinc	mg/L	11	31	NA	NA	NA	NA	NA	NA	NA
Benzene	ug/L	5	52	ND	ND	ND	ND	ND	ND	ND
Carbon tetrachloride	ug/L	5	22	ND	ND	ND	ND	ND	ND	ND
Chloroethane	ug/L	62	990	ND	ND	ND	ND	ND	ND	.48
1,1-Dichloroethane	ug/L	990	10,000	33	160	16	4.8	4.9	350	**1,800**
1,2-Dichloroethane	ug/L	5	31	ND	1.9	ND	ND	ND	2.7	**14**
1,1-Dichloroethene	ug/L	7	5,100	3.7	**13**	1.6	1.1	1.0	**17**	**100**
cis-1,2-Dichloroethene	ug/L	70	1,000	**200**	**680**	**76**	7.9	6.6	**1,200**	**7,700**
trans-1,2-Dichloroethene	ug/L	100	2,000	8.3	39	4.4	0.72	1.0	62	**340**
Methylene Chloride	ug/L	5	380	ND	ND	ND	ND	ND	ND	ND
Naphthalene	ug/L	8.3	2,000	NA	NA	NA	NA	NA	NA	NA
1,1,1-Trichloroethane	ug/L	200	29,000	11	18	19	42	59	16	180
Trichloroethene	ug/L	5	7.2 / 31	**270**	**490**	**220**	**110**	**56**	**75**	**370**
1,2,4-Trimethylbenzene	ug/L	16	5,100	NA	NA	NA	NA	NA	NA	NA
Vinyl Chloride	ug/L	2	4	ND	**3.0**	ND	ND	ND	**13**	**87**
Benzo(a)anthracene	ug/L	1.2	3.9	NA	NA	NA	NA	NA	NA	NA
Benzo(b)fluoranthene	ug/L	1.2	3.9	NA	NA	NA	NA	NA	NA	NA
Benzo(a)pyrene	ug/L	0.2	0.39	NA	NA	NA	NA	NA	NA	NA

Parcel H
Groundwater Analytical Results
Above RDCL or IDCL

Constituent	Units	Res	Ind	MW-34I	MW-34I	MW-34I	MW-34I	MW-34I	MW-34I	MW-34I	MW-34I
Date Sampled				6/25/2004	7/1/2004	7/15/2004	7/27/2004	8/19/2004	9/13/2004	10/28/2004	11/29/2004
TPH GRO (C5-C12)	mg/L	0.22	3	NA	NA	NA	NA	NA	NA	NA	NA
TPH DRO (C10-C20)	mg/L	0.1	1.1	NA	NA	NA	NA	NA	NA	NA	NA
TPH DRO (C21-C36)	mg/L	0.1	1.1	NA	NA	NA	NA	NA	NA	NA	NA
Arsenic	mg/L	0.01	0.01	NA	NA	NA	NA	NA	NA	NA	NA
Barium	mg/L	2	20	NA	NA	NA	NA	NA	NA	NA	NA
Cadmium	mg/L	0.005	0.051	NA	NA	NA	NA	NA	NA	NA	NA
Chromium	mg/L	0.1	0.31	NA	NA	NA	NA	NA	NA	NA	NA
Lead	mg/L	0.015	0.042	NA	NA	NA	NA	NA	NA	NA	NA
Mercury	mg/L	0.002	0.031	NA	NA	NA	NA	NA	NA	NA	NA
Zinc	mg/L	11	31	NA	NA	NA	NA	NA	NA	NA	NA
Benzene	ug/L	5	52	ND	ND	ND	ND	ND	ND	ND	ND
Carbon tetrachloride	ug/L	5	22	ND	ND	ND	ND	ND	ND	ND	ND
Chloroethane	ug/L	62	990	ND	26	ND	ND	18	ND	15	ND
1,1-Dichloroethane	ug/L	990	10,000	**1,100**	**1,000**	**1,300**	**1,400**	640	540	680	520
1,2-Dichloroethane	ug/L	5	31	ND	ND	ND	ND	ND	ND	**5.0**	ND
1,1-Dichloroethene	ug/L	7	5,100	**67**	**58**	**70**	**86**	**36**	**35**	**57**	**42**
cis-1,2-Dichloroethene	ug/L	70	1,000	**4,400**	**5,100**	**5,800**	**5,300**	**2,700**	**2,500**	**3,200**	**2,400**
trans-1,2-Dichloroethene	ug/L	100	2,000	**210**	**230**	**270**	**280**	**150**	**130**	**190**	**140**
Methylene Chloride	ug/L	5	380	ND	ND	ND	ND	ND	ND	ND	ND
Naphthalene	ug/L	8.3	2,000	NA	NA	NA	NA	NA	NA	NA	NA
1,1,1-Trichloroethane	ug/L	200	29,000	82	110	130	150	60	64	110	110
Trichloroethene	ug/L	5	7.2 / 31	**410**	**420**	**410**	**460**	**330**	**300**	**310**	**320**
1,2,4-Trimethylbenzene	ug/L	16	5,100	NA	NA	NA	NA	NA	NA	NA	NA
Vinyl Chloride	ug/L	2	4	**50**	**35**	**54**	**64**	**24**	**15**	**18**	ND
Benzo(a)anthracene	ug/L	1.2	3.9	NA	NA	NA	NA	NA	NA	NA	NA
Benzo(b)fluoranthene	ug/L	1.2	3.9	NA	NA	NA	NA	NA	NA	NA	NA
Benzo(a)pyrene	ug/L	0.2	0.39	NA	NA	NA	NA	NA	NA	NA	NA

Parcel H
Groundwater Analytical Results
Above RDCL or IDCL

Constituent	Units	Res	Ind	MW-341	MW-341
Date Sampled				4/22/2005	10/25/2005
TPH GRO (C5-C12)	mg/L	0.22	3	NA	NA
TPH DRO (C10-C20)	mg/L	0.1	1.1	NA	NA
TPH DRO (C21-C36)	mg/L	0.1	1.1	NA	NA
Arsenic	mg/L	0.01	0.01	NA	NA
Barium	mg/L	2	20	NA	NA
Cadmium	mg/L	0.005	0.051	NA	NA
Chromium	mg/L	0.1	0.31	NA	NA
Lead	mg/L	0.015	0.042	NA	NA
Mercury	mg/L	0.002	0.031	NA	NA
Zinc	mg/L	11	31	NA	NA
Benzene	ug/L	5	52	ND	ND
Carbon tetrachloride	ug/L	5	22	ND	ND
Chloroethane	ug/L	62	990	ND	ND
1,1-Dichloroethane	ug/L	990	10,000	17	14
1,2-Dichloroethane	ug/L	5	31	ND	ND
1,1-Dichloroethene	ug/L	7	5,100	6.8	4.6
cis-1,2-Dichloroethene	ug/L	70	1,000	74	66
trans-1,2-Dichloroethene	ug/L	100	2,000	5.6	4.4
Methylene Chloride	ug/L	5	380	ND	ND
Naphthalene	ug/L	8.3	2,000	NA	NA
1,1,1-Trichloroethane	ug/L	200	29,000	29	32
Trichloroethene	ug/L	5	7.2 / 31	**500**	**440**
1,2,4-Trimethylbenzene	ug/L	16	5,100	NA	NA
Vinyl Chloride	ug/L	2	4	**6.4**	**4.0**
Benzo(a)anthracene	ug/L	1.2	3.9	NA	NA
Benzo(b)fluoranthene	ug/L	1.2	3.9	NA	NA
Benzo(a)pyrene	ug/L	0.2	0.39	NA	NA

Parcel H
Sub-Slab Analytical Results
Above RDCL or IDCL

Constituent	Residential		Commercial		MB-SS-1	MB-SS-2	MB-SS-3	SG-1	SG-2	SG-3
Sample Date:	Prompt-1	Prompt 30	Prompt-1	Prompt-25	12/9/2007	12/9/2007	12/9/2007	3/21/2002	3/21/2002	3/21/2002
Tetrachloroethene	520	32	1,700	68	ND	ND	ND	ND	ND	ND
Trichloroethene	200	12	2,000	79	**435,000**	**403,000**	**75**	**170,000**	**14,000**	**1,500**

Results in ug/m3

Parcel H
Sub-Slab Analytical Results
Above RDCL or IDCL

Constituent	Residential		Commercial		SG-4	SG-6	SG-7	SG-8	SG-9	SG-10
Sample Date:	Prompt-1	Prompt 30	Prompt-1	Prompt-25	3/21/2002	3/21/2002	3/21/2002	5/20/2004	5/20/2004	5/20/2004
Tetrachloroethene	520	32	1,700	68	ND	ND	5.5	ND	ND	ND
Trichloroethene	200	12	2,000	79	**200,000**	**3,600,000**	**58**	**6,400**	**4,400**	**37,000**

Results in ug/m3

Parcel H
Sub-Slab Analytical Results
Above RDCL or IDCL

Constituent	Residential		Commercial		SG-11	SG-12	SG-13	SSP-1	SSP-2	SSP-3
Sample Date:	Prompt-1	Prompt 30	Prompt-1	Prompt-25	5/21/2004	5/20/2004	5/20/2004	9/5/2006	9/5/2006	9/6/2006
Tetrachloroethene	520	32	1,700	68	ND	ND	ND	ND	ND	ND
Trichloroethene	200	12	2,000	79	**1,000,000**	**860,000**	**110,000**	**5,900**	**540,000**	**640**

Results in ug/m3

Parcel H
Sub-Slab Analytical Results
Above RDCL or IDCL

Constituent	Residential		Commercial		SSP-4	SSP-5	SSP-6	SSP-7	SSP-8	SSP-9
Sample Date:	Prompt-1	Prompt 30	Prompt-1	Prompt-25	9/6/2006	9/6/2006	9/6/2006	9/6/2006	9/6/2006	9/7/2006
Tetrachloroethene	520	32	1,700	68	**3,300**	ND	ND	ND	ND	ND
Trichloroethene	200	12	2,000	79	**97,000**	**3,800**	**130,000**	**11,000**	**15,000**	**1,500**

Results in ug/m3

Parcel H
Sub-Slab Analytical Results
Above RDCL or IDCL

Constituent	Residential		Commercial		SSP-10	SSP-10	SSP-11	SSP-12	SSP-13	SSP-14
Sample Date:	Prompt-1	Prompt 30	Prompt-1	Prompt-25	9/7/2006	9/7/2006	9/5/2006	9/5/2006	9/6/2006	9/6/2006
Tetrachloroethene	520	32	1,700	68	ND	ND	ND	ND	ND	ND
Trichloroethene	200	12	2,000	79	**15,000**	**70,000**	**540,000**	**8,100,000**	**210,000**	**64**

Results in ug/m3

Parcel H
Sub-Slab Analytical Results
Above RDCL or IDCL

Constituent	Residential		Commercial		SSP-15	SSP-16	SSP-17	SSP-17	SSP-18	SSP-19
Sample Date:	Prompt-1	Prompt 30	Prompt-1	Prompt-25	9/6/2006	9/6/2006	9/7/2006	9/7/2006	9/7/2006	9/7/2006
Tetrachloroethene	520	32	1,700	68	ND	ND	35	21	ND	68
Trichloroethene	200	12	2,000	79	**25,000**	**2,800,000**	**590**	**320**	**1,400**	**120**

Results in ug/m3

Parcel H
Indoor Air Sample Results
Above RDCL or IDCL

Constituent	Residential		Commercial		MB-IA-1	MB-IA-2	MB-IA-3	MB-IA-4	IA-02	IA-03
	Sub-Chr	Chr-30	Sub-Chr	Chr-25						
Date Sampled					12/9/2007	12/9/2007	12/9/2007	12/9/2007	5/8/2007	5/8/2007
Benzene	4.2	0.78	14	1.7	0.81	0.63	0.97	0.52	0.56	**0.80**
Trichloroethene	3.8	0.23	37	1.5	**8.6**	**7.5**	**1.7**	**2.5**	4.8	**4.2**
1,3,5-Trimethylbenzene	NA	1.3	NA	1.8	ND	ND	**2.6**	**3.3**	0.55	0.41
1,2,4-Trimethylbenzene	NA	1.3	NA	1.8	0.28	0.22	**4.7**	**6.2**	1.1	0.91

Results in ppbv

GE's Sub-Slab Analytical Results
Above Residential or Commercial
(ug/m^3)

Constituent	Residential		Commercial		SG-1	SG-2	SG-3	SG-4	SG-5
Sample Date	1 Year	30 Years	1 Year	25 Years	3/21/2002	3/21/2002	3/21/2002	3/21/2002	3/21/2002
Benzene	140	25	440	83	ND	ND	ND	ND	ND
Carbon Tetrachloride	210	13	670	27	ND	ND	ND	ND	ND
Chloroform	140	8.3	440	18	ND	ND	ND	ND	ND
1,1 Dichloroethane		5,100		7,200	16,000	910	ND	ND	1,600,000
1,1-Dichloroethene	--	2,100	--	2,900	49,000	280	67	ND	1,600,000
cis-1,2-Dichloroethene	--	370	--	510	ND	ND	ND	ND	3,500,000
Methylene Chloride	6,800	520	22,000	800	ND	ND	ND	ND	ND
Tetrachloroethene	530	37	1,700	68	ND	ND	ND	ND	
Toluene	51,000	51,000	72,000	72,000	ND	ND	ND	ND	ND
trans-1,2-Dichloroethene	--	730	--	100	ND	ND	ND	ND	58,000
1,1,1-Trichloroethane	--	73,000	--	32,000	330,000	1,800	2,500	15,000	ND
Trichloroethene	200	12	2,000	79	170,000	14,000	1,500	200,000	ND
1,2,4-Trimethylbenzene	--	52	--	87	NA	NA	NA	NA	NA

GE's Sub-Slab Analytical Results Above Residential or Commercial (ug/m^3)

Constituent	Residential		Commercial		SG-6	SG-7	SG-8	SG-9	SG-10
Sample Date.	1 Year	30 Years	1 Year	25-Years	3/21/2002	3/21/2002	5/20/2004	5/20/2004	5/20/2004
Benzene	140	35	440	53	ND	ND	ND	ND	ND
Carbon Tetrachloride	210	13	670	27	ND	ND	ND	ND	ND
Chloroform	140	8.3	440	18	ND	ND	ND	ND	ND
1,1 Dichloroethane	---	5,100	---	7,200	ND	ND	ND	1,600	ND
1,1-Dichloroethene	---	2,100	---	2,900	1,800,000	ND	12,000	4,400	ND
cis-1,2-Dichloroethene	---	370	---	510	ND	ND	ND	ND	1,900
Methylene Chloride	6,800	420	22,000	890	ND	ND	ND	ND	ND
Tetrachloroethene	930	37	1,700	68	ND	5.5	ND	ND	ND
Toluene	51,000	51,000	72,000	72,000	ND	37	ND	ND	ND
trans-1,2-Dichloroethene	---	730	---	100	ND	ND	ND	ND	ND
1,1,1-Trichloroethane	---	23,000	---	32,000	19,000,000	34	24,000	5,300	4,000
Trichloroethene	200	12	2,000	79	3,600,000	56	6,400	4,400	37,000
1,2,4-Trimethylbenzene	---	62	---	87	NA	NA	NA	NA	NA

GE's Sub-Slab Analytical Results Above Residential or Commercial

(ug/m^3)

Constituent	Residential		Commercial		SG-11	SG-12	SG-13	SSP-1	SSP-2
Sample Date	1 Year	30 Years	1 Year	25 Years	5/21/2004	5/20/2004	5/20/2004	9/5/2006	9/5/2006
Benzene	140	75	440	58	ND	ND	ND	ND	ND
Carbon Tetrachloride	210	13	670	27	ND	ND	ND	ND	ND
Chloroform	140	83	440	18	ND	17,000	4,100	ND	ND
1,1-Dichloroethane		5,100		7,200	130,000	61,000	16,000	33,000	730,000
1,1-Dichloroethene	--	2,100	--	2,900	31,000	56,000	5,900	18,000	ND
cis-1,2-Dichloroethene	--	370	--	510	670,000	87,000	8,300	ND	32,000
Methylene Chloride	6,800	420	22,000	890	ND	ND	ND	ND	ND
Tetrachloroethene	520	33	1,700	68	ND	ND	ND	ND	ND
Toluene	51,000	51,000	72,000	72,000	52,000	14,000	ND	ND	ND
trans-1,2-Dichloroethene	--	730	--	100	ND	ND	ND	ND	ND
1,1,1-Trichloroethane	--	35,000	--	37,000	ND	100,000	60,000	190,000	400,000
Trichloroethene	200	12	2,900	79	1,000,000	860,000	110,000	5,900	540,000
1,2,4-Trimethylbenzene	--	62	--	87	NA	NA	NA	ND	ND

GE's Sub-Slab Analytical Results
Above Residential or Commercial
(ug/m^3)

Constituent	Residential		Commercial		SSP-3	SSP-4	SSP-5	SSP-6	SSP-7
Sample Date	1 Year	30 Years	1 Year	25 Years	9/6/2006	9/6/2006	9/6/2006	9/6/2006	9/6/2006
Benzene	140	25	440	53	ND	ND	ND	ND	ND
Carbon Tetrachloride	210	13	670	27	ND	ND	ND	ND	ND
Chloroform	140	8.5	440	18	130	490	ND	ND	ND
1,1 Dichloroethane		5,100		7,200	530	9,700	2,400	200,000	450
1,1-Dichloroethene	—	2,100	—	2,900	140	5,900	5,600	79,000	16,000
cis-1,2-Dichloroethene	—	370	—	510	ND	1,500	ND	79,000	ND
Methylene Chloride	6,800	420	22,000	890	ND	ND	ND	ND	ND
Tetrachloroethene	520	32	1,700	68	ND	3,300	ND	ND	ND
Toluene	51,000	51,000	72,000	72,000	ND	ND	ND	11,000	ND
trans-1,2-Dichloroethene	—	730	—	100	ND	ND	ND	ND	ND
1,1,1-Trichloroethane	—	73,000	—	32,000	17,000	47,000	60,000	580,000	55,000
Trichloroethene	200	12	2,000	79	640	97,000	3,800	130,000	11,000
1,2,4-Trimethylbenzene	—	62	—	87	ND	ND	ND	ND	ND

GE's Sub-Slab Analytical Results
Above Residential or Commercial
(ug/m^3)

Constituent	Residential		Commercial		SSP-8	SSP-9	SSP-10	SSP-10	SSP-11
Sample Date	1 Year	30 Years	1 Year	25 Years	9/6/2006	9/7/2006	9/7/2006	9/7/2006	9/5/2006
Benzene	140	25	440	53	ND	ND	ND	ND	ND
Carbon Tetrachloride	210	13	670	27	ND	ND	ND	ND	ND
Chloroform	140	8.3	440	18	ND	ND	ND	1,300	4,900
1,1-Dichloroethane		5,100		7,200	ND	10,000	230	ND	25,000
1,1-Dichloroethene	—	2,100	—	2,900	2,100	7,100	1,200	1,700	ND
cis-1,2-Dichloroethene	—	370	—	510	ND	ND	190	4,400	160,000
Methylene Chloride	6,800	420	22,000	890	ND	ND	ND	ND	ND
Tetrachloroethene	530	32	1,700	68	ND	ND	ND	ND	ND
Toluene	51,000	51,000	72,000	72,000	ND	ND	ND	480	13,000
trans-1,2-Dichloroethene	—	730	—	100	ND	ND	ND	ND	ND
1,1,1-Trichloroethane	—	23,000	—	32,000	46,000	71,000	6,600	8,700	ND
Trichloroethene	260	12	2,000	79	15,000	1,500	15,000	70,000	540,000
1,2,4-Trimethylbenzene	—	62	—	87	ND	ND	ND	ND	ND

GE's Sub-Slab Analytical Results Above Residential or Commercial

($\mu g/m^3$)

Constituent	Residential		Commercial		SSP-12	SSP-13	SSP-14	SSP-15	SSP-16
Sample Date	1 Year	30 Years	1 Year	25 Years	9/5/2006	9/6/2006	9/6/2006	9/6/2006	9/6/2006
Benzene	140	25	440	53	ND	ND	42	ND	ND
Carbon Tetrachloride	210	13	670	27	ND	ND	ND	350	ND
Chloroform	140	8.3	440	18	59,000	9,300	ND	ND	68,000
1,1-Dichloroethane		5,100		7,200	170,000	27,000	ND	2,000	ND
1,1-Dichloroethene	—	2,100	—	2,900	140,000	9,100	ND	1,100	ND
cis-1,2-Dichloroethene	—	350	—	510	830,000	9,500	ND	ND	240,000
Methylene Chloride	6,800	420	22,000	890	ND	ND	ND	490	ND
Tetrachloroethene	520	37	1,700	68	ND	ND	ND	ND	ND
Toluene	51,000	51,000	72,000	72,000	63,000	1,700	110	ND	ND
trans-1,2-Dichloroethene	—	730	—	100	ND	ND	ND	ND	25,000
1,1,1-Trichloroethane	—	73,000	—	32,000	430,000	130,000	42	1,400	ND
Trichloroethene	200	12	2,000	79	8,100,000	210,000	64	25,000	2,800,000
1,2,4-Trimethylbenzene	—	52	—	87	ND	ND	490	370	ND

GE's Sub-Slab Analytical Results
Above Residential or Commercial
(ug/m^3)

Constituent	Residential		Commercial		SSP-17	SSP-17	SSP-18	SSP-19
Sample Date	1 Year	30 Years	1 Year	25 Years	9/7/2006	9/7/2006	9/7/2006	9/7/2006
Benzene	140	25	440	53	25	12	38	77
Carbon Tetrachloride	210	12	670	27	ND	ND	ND	ND
Chloroform	140	8.3	440	18	ND	ND	ND	ND
1,1 Dichloroethane		5,100		7,200	81	ND	1,800	ND
1,1-Dichloroethene	—	2,100	—	2,900	36	13	ND	ND
cis-1,2-Dichloroethene	—	370	—	510	ND	ND	ND	ND
Methylene Chloride	6,800	420	22,000	890	ND	120	ND	ND
Tetrachloroethene	520	37	1,700	68	35	21	ND	68
Toluene	51,000	51,000	72,000	72,000	87	49	110	113
trans-1,2-Dichloroethene	—	730	—	100	ND	ND	ND	ND
1,1,1-Trichloroethane	—	73,000	—	37,000	4,000	2,100	1,600	410
Trichloroethene	200	12	2,000	79	590	320	1,400	120
1,2,4-Trimethylbenzene	—	62	—	87	54	27	88	33

KES Sub-Slab Analytical Results
Above Residential or Commercial Values
(ppbv)

Constituent	Residential		Commercial		MB-SS-1	MB-SS-2	MB-SS-3	KSS-1	KSS-2	KSS-3
Sample Date	1 Year	30 year	1 Year	25 Years	12/9/2007	12/9/2007	12/9/2007	3/22/2008	3/22/2008	3/22/2008
Benzene	44	7.8	140	17	ND	ND	ND	11	9.0	ND
Carbon Tetrachloride	33	2	110	4.3	ND	ND	ND	ND	ND	ND
Chloroform	28	1.7	90	3.6	ND	ND	13	ND	5.2	ND
1,1-Dichloroethane	—	1,300	—	1,800	18,000	1,700	150	ND	ND	ND
1,1-Dichloroethene	—	520	—	730	9,300	3,600	560	10	110	2.4
cis-1,2-Dichloroethene	—	92	—	130	37,000	1,700	ND	ND	ND	ND
Methylene Chloride	2,000	120	6,400	260	ND	ND	ND	ND	ND	ND
Tetrachloroethene	77	4.7	250	10	ND	ND	ND	ND	ND	ND
Toluene	14,000	14,000	19,000	19,000	ND	ND	ND	19	19	7.0
trans-1,2-Dichloroethene	—	180	—	260	ND	ND	ND	ND	ND	ND
1,1,1-Trichloroethane	—	4,200	—	5,900	13,000	50,000	1,800	920	730	7.9
Trichloroethene	37	2.2	970	15	81,000	75,000	14	63	140	7.6
1,2,4-Trimethylbenzene	—	13	—	18	ND	ND	ND	4.5	ND	12

KES Sub-Slab Analytical Results
Above Residential or Commercial Values
(ppbv)

Constituent	Residential		Commercial		KSS-4	KSS-5	KSS-6	KSS-7	KSS-8	KSS-9
Sample Date	1 Year	30 year	1 Year	25 Years	3/22/2008	3/22/2008	3/22/2008	3/22/2008	3/22/2008	3/22/2008
Benzene	44	7.8	140	17	ND	16	4.1	9.4	ND	ND
Carbon Tetrachloride	33	2	110	4.3	ND	ND	ND	ND	ND	ND
Chloroform	28	1.7	90	3.6	ND	10	ND	ND	ND	ND
1,1-Dichloroethane	---	1,300	---	1,800	ND	ND	ND	ND	ND	210
1,1-Dichloroethene	---	520	---	730	130	11	ND	4.7	ND	200
cis-1,2-Dichloroethene	---	92	---	130	ND	ND	6.7	ND	ND	ND
Methylene Chloride	2,000	120	6,400	260	ND	ND	ND	ND	ND	ND
Tetrachloroethene	77	4.7	250	10	ND	4.5	ND	ND	ND	44
Toluene	14,000	14,000	19,000	19,000	ND	20	10	20	5.8	56
trans-1,2-Dichloroethene	---	180	---	260	ND	ND	ND	ND	ND	ND
1,1,1-Trichloroethane	---	4,200	---	5,900	720	310	2.4	58	ND	660
Trichloroethene	37	2.2	370	15	7,600	400	6.3	590	3.7	8,700
1,2,4-Trimethylbenzene	---	13	---	18	ND	ND	ND	ND	11	ND

KES Sub-Slab Analytical Results
Above Residential or Commercial Values
(ppbv)

Constituent	Residential		Commercial		KSS-10	KSS-11	KSS-12	KSS-13	KSS-14	KSS-15
Sample Date	1 Year	30 year	1 Year	25 Years	3/22/2008	3/22/2008	3/22/2008	3/22/2008	3/22/2008	3/22/2008
Benzene	44	7.8	140	17	ND	5.1	ND	ND	ND	4.1
Carbon Tetrachloride	33	2	110	4.3	ND	ND	ND	ND	ND	ND
Chloroform	28	1.7	90	3.6	28	6.4	ND	21	18	ND
1,1-Dichloroethane	—	1,300	—	1,800	40	ND	64	5.2	26	ND
1,1-Dichloroethene	—	520	—	730	720	ND	150	19	2,200	ND
cis-1,2-Dichloroethene	—	92	—	130	ND	ND	ND	ND	ND	ND
Methylene Chloride	2,000	120	6,400	260	ND	ND	ND	ND	ND	ND
Tetrachloroethene	77	4.7	250	10	ND	570	ND	28	ND	4.8
Toluene	14,000	14,000	19,000	19,000	17	8.2	ND	15	32	8.8
trans-1,2-Dichloroethane	—	180	—	260	ND	ND	ND	ND	ND	ND
1,1,1-Trichloroethane	—	4,200	—	5,900	1,900	100	5,400	460	3,400	59
Trichloroethene	37	2.3	970	15	3,100	48	6,000	340	690	8.6
1,2,4-Trimethylbenzene	—	13	—	18	ND	ND	ND	ND	ND	ND

KES Sub-Slab Analytical Results
Above Residential or Commercial Values
(ppbv)

Constituent	Residential		Commercial		KSS-17	KSS-18	KSS-19	KSS-20	KSS-21	KSS-22
Sample Date	1 Year	30 year	1 Year	25 Years	3/22/2008	3/22/2008	3/22/2008	3/22/2008	3/22/2008	3/22/2008
Benzene	44	7.8	140	17	ND	3.0	6.6	18	8.8	ND
Carbon Tetrachloride	33	2	110	4.3	ND	ND	ND	ND	2.8	ND
Chloroform	28	1.7	90	3.6	130	ND	2.2	ND	4.9	ND
1,1-Dichloroethane	—	1,300	—	1,800	ND	ND	ND	ND	2.2	ND
1,1-Dichloroethene	—	520	—	730	33	6.0	4.3	ND	33	79
cis-1,2-Dichloroethene	—	92	—	130	ND	ND	ND	ND	2.1	ND
Methylene Chloride	2,000	120	6,400	260	ND	ND	15	ND	12	ND
Tetrachloroethene	77	4.7	250	10	ND	ND	ND	ND	2.8	13,000
Toluene	14,000	14,000	19,000	19,000	ND	12	24	52	24	ND
trans-1,2-Dichloroethene	—	180	—	260	ND	ND	ND	ND	ND	ND
1,1,1-Trichloroethane	—	4,200	—	5,900	450	92	510	56	190	260
Trichloroethene	57	3.2	370	15	7,200	67	45	ND	290	350
1,2,4-Trimethylbenzene	—	13	—	18	ND	2.3	ND	ND	3.0	ND

KES Sub-Slab Analytical Results
Above Residential or Commercial Values
(ppbv)

Constituent	Residential		Commercial		KSS-23	KSS-24
Sample Date	1 Year	30 year	1 Year	25 Years	3/22/2008	3/22/2008
Benzene	44	7.3	140	17	4.1	4.5
Carbon Tetrachloride	33	2	110	4.3	ND	ND
Chloroform	28	1.7	90	3.6	3.8	ND
1,1-Dichloroethane	—	1,300	—	1,800	31	170
1,1-Dichloroethene	—	520	—	730	100	180
cis-1,2-Dichloroethene	—	92	—	130	ND	ND
Methylene Chloride	2,000	120	6,400	260	ND	ND
Tetrachloroethene	77	4.7	250	10	9.8	ND
Toluene	14,000	14,000	19,000	19,000	9.7	14
trans-1,2-Dichloroethene	—	180	—	260	ND	ND
1,1,1-Trichloroethane	—	4,200	—	5,900	290	46
Trichloroethene	37	2.2	370	15	130	8.5
1,2,4-Trimethylbenzene	—	13	—	18	ND	ND

Parcel H
letter

Notes:

Soil and Groundwater Analytical Results -

- ft bgs - feet below ground surface
- mg/kg – milligrams per kilogram = parts per million (ppm)
- ug/kg – micrograms per kilogram = parts per billion (ppb)
- RDCL - Residential Default Closure Level
- IDCL – Industrial/Commercial Default Closure Level
- TPH – Total Petroleum Hydrocarbons
- GRO – Gasoline Range Organics
- DRO – Diesel Range Organics
- ND – Not Detected
- NA – Not Applicable

Sub-slab Analytical Results -

- ug/m3 = micrograms per cubic meter

Indoor Air Analytical Results -

- ppbv – parts per billion by volume

Parcel H
Indoor Air Sample Results
Above RDCL or IDCL

Constituent	Residential		Commercial		MB-IA-1	MB-IA-2	MB-IA-3	MB-IA-4	IA-02	IA-03
	Sub-Chr	Chr-30	Sub-Chr	Chr-25						
Date Sampled					12/9/2007	12/9/2007	12/9/2007	12/9/2007	5/8/2007	5/8/2007
Benzene	4.2	0.78	14	1.7	0.81	0.63	0.97	0.52	0.56	**0.80**
Trichloroethene	3.8	0.23	37	1.5	**8.6**	**7.5**	**1.7**	**2.5**	**4.8**	**4.2**
1,3,5-Trimethylbenzene	NA	1.3	NA	1.8	ND	ND	**2.6**	**3.3**	0.55	0.41
1,2,4-Trimethylbenzene	NA	1.3	NA	1.8	0.28	0.22	**4.7**	**6.2**	1.1	0.91

Results in ppbv

Notes:

Soil and Groundwater Analytical Results -

- ft bgs - feet below ground surface
- mg/kg – milligrams per kilogram = parts per million (ppm)
- ug/kg – micrograms per kilogram = parts per billion (ppb)
- RDCL - Residential Default Closure Level
- IDCL – Industrial/Commercial Default Closure Level
- TPH – Total Petroleum Hydrocarbons
- GRO – Gasoline Range Organics
- DRO – Diesel Range Organics
- ND – Not Detected
- NA – Not Applicable

Sub-slab Analytical Results -

- ug/m3 = micrograms per cubic meter

Indoor Air Analytical Results -

- ppbv – parts per billion by volume